

TEAM USA AND UCLA

Jim Parque is the only player in UCLA baseball history to have pitched for the USA National Team and at the College World Series.

UCLA has sent eight players to play for the USA Baseball National Team a total of 10 times, beginning with the selection of Shane Mack in 1984. Most recently, sophomore right-handers Trevor Bauer and Gerrit Cole helped Team USA capture the 2009 Enbridge Northern Gateway Pipeline World Baseball Challenge at Prince George Citizen Field in British Columbia.

Bauer and Cole's selection in 2009 marked the first time a Bruin had been named to the USA Baseball National Team since 2006, when three-year UCLA starting shortstop Brandon Crawford helped lead Team USA to the 2006 FISU World Championship that summer.

UCLA's student-athletes have not been the only individuals affiliated with Team USA's National Team. While working as an assistant coach at USC in the summer of 2000, current UCLA head coach John Savage served as an assistant to Mike Gillespie for the USA National Team of collegiate all-stars.

UCLA Player	Years	UCLA Player	Years
Trevor Bauer	2009	Jon Brandt	1999
Gerrit Cole	2009	Eric Valent	1997
Brandon Crawford	2006	Jim Parque	1996
Josh Karp	1999, 2000	Troy Glaus	1995, 1996
Bill Scott	1999	Shane Mack	1984

▲ Jim Parque's National Team Stats

YR	ERA	W-L	G/GS	CG	SV	IP	H	R	ER	BB	SO	OAV
1996	3.30	1-0	15/0	0	3	30.0	32	14	11	11	37	.274

Gerrit Cole's National Team Stats ►

YR	ERA	W-L	G/GS	CG	SV	IP	H	R	ER	BB	SO	OAV
2009	1.06	4-0	6/5	1	0	34.0	11	4	4	10	46	.104

◀ Following his freshman season at UCLA, Gerrit Cole led the USA National Team with a 4-0 record, posting a 1.06 ERA with 46 strikeouts in a team-high 34.0 innings. Opponents hit Cole at a mere .104 clip in the summer of 2009.

▲ Jon Brandt's National Team Stats

YR	ERA	W-L	G/GS	CG	SV	IP	H	R	ER	BB	SO	OAV
1999	7.12	1-2	9/4	0	0	30.1	38	28	24	13	26	.314

Bill Scott's National Team Stats ▲

YR	AVG	GP-GS	AB	R	H	2B	3B	HR	RBI	BB	SB-SBA	OBP
1999	.340	36-34	141	31	48	8	2	9	32	8	4-6	.373

Troy Glaus's National Team Stats ▲

YR	AVG	GP-GS	AB	R	H	2B	3B	HR	RBI	BB	SB-SBA	OBP
1995	.306	35-27	111	19	34	3	0	2	15	10	0-1	.369
1996	.342	35-31	120	35	41	8	2	15	34	16	0-0	.423
TOTALS	.324	70-58	231	54	75	11	2	17	49	26	0-1	.396



UCLA head coach John Savage served as pitching coach of the U.S. National Team of collegiate all-stars in the summer of 2000.

◀ Brandon Crawford spent the summer of 2006 helping lead Team USA to the FISU World Championship in Havana, Cuba.

▲ Brandon Crawford's National Team Stats

YR	AVG	GP-GS	AB	R	H	2B	3B	HR	RBI	BB	SB-SBA	OBP
2006	.257	23-10	35	7	9	2	0	0	6	3	1-2	.315

◀ Among the most successful hitters in UCLA history, Shane Mack was selected in the first round of the 1984 MLB Draft by the San Diego Padres. A member of the 1984 USA Olympic Team, Mack later helped lead the Minnesota Twins to the World Series title in 1991.

◀ Shane Mack's National Team Stats

YR	AVG	GP	AB	R	H	2B	3B	HR	RBI	BB	SB
1984	.287	34	115	21	33	4	3	4	14	20	4

◀ Josh Karp's National Team Stats

YR	ERA	W-L	G/GS	CG	SV	IP	H	R	ER	BB	SO	OAV
1999	3.72	4-2	7/6	0	0	36.1	37	15	15	13	35	.276
2000	1.82	3-0	7/6	0	0	34.2	27	12	7	13	38	.216
TOTALS	2.79	7-2	14/12	0	0	71.0	64	27	22	26	73	.240



▲ A first-round MLB Draft selection by the Montreal Expos in 2001, Josh Karp became UCLA's second two-time USA National Team selection. The right-hander pitched for Team USA in the summers of 1999 and 2000.

► Trevor Bauer's National Team Stats

YR	ERA	W-L	G/GS	CG	SV	IP	H	R	ER	BB	SO	OAV
2009	4.67	1-1	5/3	1	0	17.1	13	10	9	7	24	.213

JACKIE ROBINSON'S LEGACY

Jackie Robinson - Breaking Barriers Major League Baseball's First African-American Player

Jackie Robinson became the first African-American Major League Baseball player of the modern era in 1947. Born January 31, 1919 in Cairo, Ga., Robinson was the first four-sport letterman in UCLA history – football (1939 and 1940), basketball (1940 and 1941), track and field (1940) and baseball (1940).

As UCLA's shortstop in 1940, statistics indicate that baseball was the sport with which he had the most trouble. Robinson posted a .097 batting average the one year he played baseball for the Bruins. He excelled at the three other sports, earning All Pac-10 honors in football, being named the West Coast Conference MVP in basketball, and establishing a long jump record. Nevertheless, due to his slick fielding and keen baserunning, fans found Robinson in the starting lineup the majority of the season.

As a youngster, his mother (Mallie) moved the Robinson family to Pasadena, Calif., after his father abandoned the family. After the move to southern California, the Robinson family quickly gained recognition for their fantastic athletic abilities, the climax coming during the 1936 Berlin Olympics where older brother Mack Robinson received a silver medal in the 200-meter dash behind the legendary Jesse Owens.

In 1942, Robinson decided to put athletics on hiatus and enlisted in the U.S. Army. In the face of humiliating discrimination, Robinson took his first major step toward dismantling racial barriers. Serving in Texas, Robinson was court-martialed for refusing to move to the back of a military bus. He was eventually acquitted and given an honorable discharge.



The collage to the left hangs on the outfield wall at the Bruins' Jackie Robinson Stadium, paying tribute to UCLA's first four-sport letterwinner.



Robinson's Track and Field Accomplishments

Jackie Robinson missed most of the 1940 track and field season while playing on the UCLA baseball team. Robinson won the NCAA title in the broad jump (24-10 1/4) after winning the Pacific Coast Conference meet with a leap of 25 feet (photo, above center).



Robinson's Basketball Accomplishments

A two-year letterwinner on UCLA's basketball team, Robinson led the Southern Division of the Pacific Coast Conference in scoring in 1940, averaging 12.4 points per game in 12 league contests. Robinson also led the PCC in 1941, averaging 11.1 points per game in 12 league games. Robinson played both seasons under nine-year head coach Wilbur Johns.

His military career finished, Robinson decided to give baseball another try. The Kansas City Monarchs of the Negro Baseball League offered him a contract in 1944. Robinson quickly caught the attention of opposing managers, and more importantly, major league scouts. Brooklyn Dodger President Branch Rickey signed him to a minor league contract with a Montreal farm club in 1945.

Robinson started the year on a hot streak, quickly earning the respect of the French-Canadian fans in Montreal. He completed the year by winning the International League batting title, hitting .349 in 124 games and leading his team to the championship. His success allowed Rickey to decide that everything was in order for a groundbreaking debut with the Dodgers.

On April 10, 1947, Rickey announced that Brooklyn had purchased Robinson's contract. Five days later, Robinson grounded out against Johnny Sain of the Boston Braves, officially recording the first major league at-bat by an African-American. He struggled early in the season, but turned things around, gaining the respect of teammates during a heated series against Philadelphia. Robinson regained his confidence and won the first ever Rookie of the Year Award, an honor that the National League renamed in his memory in 1987. During his 10-year career, Robinson compiled a .311 batting average and one National League MVP award, while playing in six World Series and six All-Star games. In addition to being the first African-American major leaguer, he was the first to win the MVP award and the first to be elected to the Hall of Fame (1962).

In 1957, the Dodgers traded Jackie to the New York Giants for pitcher Dick Littlefield and \$30,000. Partially in response to this surprising move, Robinson decided it was time to end his playing days. That same year, Jackie was diagnosed with diabetes, a disease that led to his death in 1972.


Prior to his passing on June 4, 1972, Robinson's No. 42 was retired by the Dodgers along with Roy Campanella's No. 39 and Sandy Koufax's No. 32. Following his death, Robinson continued to be honored through various mediums of praise. On February 2, 1981, the finishing touches were put on Jackie Robinson Stadium, the current home of the Bruins. On August 2, 1982, the U. S. Post Office issued the "Jackie Robinson Black Heritage" stamp featuring the first baseball player ever depicted on a United States stamp. In 1984, President Ronald Reagan acknowledged Robinson's accomplishments by awarding him the Medal of Freedom, the nation's highest civilian award.

In March 2005, Robinson was awarded the Congressional Gold Medal. The award, which was commissioned by Congress after the American Revolution as its highest expression of national appreciation for distinguished achievements and contributions, was presented by former President George W. Bush to members of Robinson's family.



Jackie Robinson as a Brooklyn Dodger

A talented student-athlete at UCLA, Jackie Robinson had a remarkable 10-year major league career, playing each season with the Brooklyn Dodgers. Robinson totaled 137 and 734 RBI for Brooklyn, finishing his career with a .311 batting average, 947 runs and 197 stolen bases.



Robinson's Football Accomplishments

Jackie Robinson led the nation in punt return average in 1939 and 1940. Robinson averaged 16.5 yards per return in 1939 and followed that effort with 21.0 yards per return in 1940. Robinson's career average of 18.8 yards per return ranks fourth in NCAA history. In 1940, he led UCLA in rushing (383 yds), passing (444 yds), total offense (827 yds), scoring (36 pts) and punt returns (21.0 ypr). In his two-year career on the gridiron, Robinson rushed for 954 yards (5.9 avg) and passed for 449 yards.

Robinson's Baseball Accomplishments

Robinson played one season on the baseball team (1940), batting just .097 in CIBA (California Intercollegiate Baseball Association) play. In his first game (March 10), he had four hits and stole four bases, including home once.

BRUIN TRADITION



◀ 1940 UCLA Baseball

Jackie Robinson spent the 1940 season playing baseball at UCLA. Robinson (far left, top row) played his first game on March 10, 1940.

▼ Dan Guerrero

An infielder on UCLA's baseball team from 1971-73, Guerrero has served as UCLA's Athletic Director since 2002.




▲ Shane Mack

A three-year letterwinner at UCLA (1982-84), Shane Mack concluded his Bruin career with a .361 batting average before enjoying a strong major league career.

Bob Andrews ▶

Playing under head coach Art Reichle, Bob Andrews pitched for UCLA from 1948-50.



▲ Gary Adams

UCLA's all-time winningest head coach played for the Bruins from 1959-62.




▲ 2006 UCLA Bruins

The Bruins ended their final home game in 2006 with a walk-off home run in the ninth inning by Tim Stewart. UCLA defeated Stanford that day, 8-7, having won each of four home Pac-10 series that spring. The victory over the Cardinal helped UCLA finish third in the Pac-10 before earning a berth in the NCAA Malibu Regional.



▶ Venoy Garrison

In three seasons as catcher (1973-75), Garrison batted .331 with 68 home runs.



◀ **2000 UCLA Baseball**
UCLA's 2000 team advanced to the NCAA Super Regional in Baton Rouge with the help of (left to right) Chase Utley, Chad Cislak and Bill Scott. The Bruins won the 2000 Oklahoma City Regional that spring.



▲ **Jim Parque**

Among the top pitchers in the nation in 1997, Parque posted a career 25-11 record with a 3.55 ERA in 334.2 innings (1995-97). He was an integral member of UCLA's 1997 College World Series team.



▶ **Nick Theodorou**

UCLA's career leader in on-base percentage (.475), Theodorou played center field and second base for the Bruins from 1995-98.



◀ **Chris Chambliss**
Chambliss led UCLA to its first-ever College World Series in 1969, posting a team-high .340 batting average with 15 home runs.

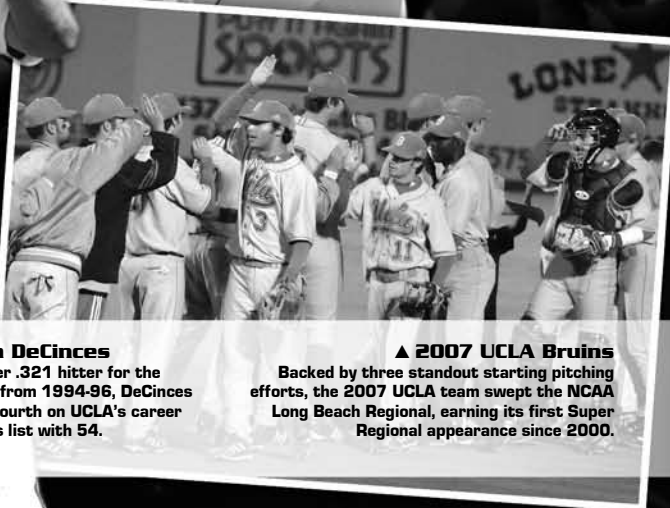
▶ **Jermaine Curtis**
Starring at third base from 2006-08 for UCLA, Curtis helped lead UCLA to three consecutive NCAA Regional appearances.



◀ **Todd Zeile**
One of the premiere major leaguers of the 1990s, Zeile batted .331 with 26 homers and 94 RBI for UCLA from 1984-86.



▲ **Tim DeCinces**
A career .321 hitter for the Bruins from 1994-96, DeCinces ranks fourth on UCLA's career doubles list with 54.



▲ **2007 UCLA Bruins**
Backed by three standout starting pitching efforts, the 2007 UCLA team swept the NCAA Long Beach Regional, earning its first Super Regional appearance since 2000.

UCLA BASEBALL HISTORY

1944 - CIBA CHAMPIONS

16-12 overall, 5-3 CIBA (1st Place)

Led by head coach A.J. Sturzenegger, the 1944 Bruins claimed both the Southern California Interscholastic Baseball Association and the California Interscholastic Association titles. No UCLA team had finished with a first-place league standing since 1924. In the words of Coach Sturzenegger, his 1944 squad was "one of the best fielding and hitting teams of Bruin history."

Team captain and shortstop Bob Brown led UCLA with the bat and anchored the infield before later becoming the president of Major League Baseball's American League. Pitcher Burt Avedon and catcher Dave Fainer provided the Bruins with a veteran battery combination, while pitcher Nick Russin, outfielders Lyle Palmer and Mike Knauff, and first baseman Jack Myers added some pop to a hard-hitting lineup. Rounding out the infield were third baseman Don Reaume and second baseman Ken Proctor. Warren Hayes was the third member of the outfield.

UCLA's pitching staff revolved around starters Frank Freericks and "Doc Mason," in addition to Avedon. The bullpen included Sid Gilmore, Baker Garrison, Jack Porter and John Derdivanis. The Bruins ended the season with a four-game win streak, including two wins over California and two wins over crosstown rival USC.

1969 - WORLD SERIES BOUND

42-12-1, 17-4 Pac-8 (1st Place)

Led by future major league star Chris Chambliss, the 1969 UCLA baseball team became the first Bruin squad to reach the College World Series. UCLA finished the season with an eye-catching 42-12-1 record, losing two heartbreakers at the College World Series in extra innings. Chambliss, who played first base, batted .340 and set a then-school record with 15 home runs, including 10 in conference play. Shortstop Gary Sanserino batted .302 with 10 home runs, establishing a then-school record 19 stolen bases. UCLA's pitching staff was led by sophomore right-hander Rick Pope, who compiled an 8-0 record and a 1.60 ERA in a team-leading 95.1 innings. Senior right-hander Jim York pitched in a team-high 27 games, collecting 70 strikeouts and 24 walks in 60.2 innings.

UCLA's march to Omaha, Neb., in 1969 began with consecutive shutout victories as the Bruins won 16 of their first 17 games. After opening Pac-8 play with back-to-back losses, UCLA won 17 of its final 19 conference games to secure a 17-4 Pac-8 mark. UCLA entered a best-of-three NCAA Regional having won its previous 11 contests, all in Pac-8 play. The Bruins dispatched of Santa Clara in the NCAA Regional, winning by scores of 7-5 and 2-1. In the College World Series, UCLA fell to Tulsa, 6-5, in 10 innings. The Bruins were eliminated the following day, dropping a 2-1 decision in 12 innings to Arizona State.

THE 1970s - 330-248-2 (.571)

1970

26-24-1, 8-7 Pac-8 (3rd Place)

Despite winning just one of their first seven games, the 1970 UCLA ballclub posted a winning record and finished second in the Pac-8. reins. Following the opening 1-6 skid, UCLA rebounded to win seven of its next eight games. Early non-conference wins against Cal Poly, San Diego State and Long Beach State boosted the Bruins' record as UCLA hovered around the .500 plateau most of the spring. Junior shortstop Ralph Punaro led the Bruins in Pac-8 play, posting a .356 average. Sophomore Earl Altshuler registered a .390 batting average in limited action (32-for-82 at the plate).

1971

38-17, 11-6 Pac-8 (3rd Place)

The 1971 season marked the fourth season in UCLA's last five in which the Bruins won 35 games or more. UCLA won 10 of its first 15 games that spring, posting a 13-0 shutout victory against Cal Poly Pomona in the season opener. Two days later, UCLA routed the College of Sequoias, 30-0. The Bruins opened Pac-8 play winning three of the first four contests, including a win at home against Stanford followed by two victories against California. UCLA continued rolling through their conference late in May, posting two-game series sweeps at Washington and Washington State.

1972

32-33-1, 4-14 Pac-8 (4th Place)

UCLA's 1972 ballclub featured a mid-season nine-game win streak quickly followed by a nine-game losing skid. After hovering near .500 through the first 14 games, the Bruins won 14 of the next 15 games to boast a 20-8-1 overall record by March 23. UCLA hit an April swoon that spring, dropping 19 of its next 23 games and sending its record to a pedestrian 24-26-1. Senior outfielder Earl Altshuler led the Bruins at the plate, registering a team-best .379 batting average along with six home runs, 33 RBI and 45 runs. UCLA's pitching staff posted a 3.79 team ERA as Steve Smith (1.69 ERA, 63.2 IP), Gary Robson (2.84 ERA, 107.2 IP) and Bruce Baranick (3.05 ERA, 62.0 IP) led the club on the hill.

1973

29-24, 7-11 Pac-8 (3rd Place)

The Bruins opened their 1973 campaign with wins in 11 of their first 16 games and boasted a record of 26-13 midway through conference play. UCLA took two of three games from Stanford at Sawtelle Field and picked up a series victory at California later that month. The Bruins improved their regular-season resume, notching non-conference wins over Pepperdine, Cal State L.A., UC Santa Barbara and Cal Poly Pomona. However, the Bruins good fortune ran out in May, as UCLA dropped 11 of its final 14 contests. Bill Hobbs and Tim Doerr led the Bruins offensively — Hobbs boasted a .356 average and Doerr hit at a .348 clip. Bob Adams led the club with 13 home runs, 48 RBI and 10 stolen bases.



Arthur Reichle
(head coach 1941, 1946-74)



1944 UCLA BRUINS — standing (left to right): Coach A.J. Sturzenegger, Jack Porter, Bobby Brown, Jack "Moose" Myers, Dave Fainer, Trainer "Ducky" Drake. Kneeling: Warren Hayes, Frank Freericks, Miller, Hal Holman, John Derdivanis, Burt Avedon, Manager Dave Tomlinson. Sitting: Wally Finch, Don Reaume, Nick Russin, Lyle Palmer, Ritzman, Mike Knauff. (not pictured: Sid Gilmore).

1974

26-35, 7-11 Pac-8 (4th Place)

In the final year of his 30-year tenure at UCLA, head coach Arthur Reichle led the 1974 Bruins to a fourth-place Pac-8 finish. After opening the season 0-11, the Bruins rebounded to win 11 games in a 14-game window through February and March. Midway through April, UCLA crawled to within three games of the .500 mark (21-24) with series sweeps of Gonzaga and Stanford. In Pac-8 play, the Bruins rolled to series victories against California and Stanford. Second baseman Mike Edwards led UCLA with 14 home runs, 42 RBI and 12 stolen bases. Steve Bianchi posted a 9-4 record, totaling 52 strikeouts in a team-high 96.2 innings.

1975

31-22, 7-11 Pac-8 (3rd Place)

A new era of UCLA baseball began as former Bruin captain Gary Adams took over the reins in 1975. Adams, who inherited a squad that finished 26-35 in 1974, guided the 1975 Bruins to a 31-22 mark. UCLA began its season with a first start, winning 11 of the first 13 games and compiling a 28-14 record before hitting a late-season slump. A trio of UCLA outfielders — senior Steve Connors and juniors Venoy Garrison and Dave Penniall — led the Bruins at the plate. Garrison posted a team-high .344 batting average, collecting seven home runs and 37 RBI in 50 games. Connors had the second-highest average (.306) among UCLA's everyday players and contributed 12 doubles and 30 RBI in 44 games. Penniall, who transferred from Glendale Junior College that season, batted .301 with nine doubles, three home runs and 35 runs. Junior right-hander Ed Cowan anchored UCLA's rotation, totaling 109 strikeouts and a 9-3 record in a team-high 121.1 innings.

1976

35-25, 16-8 CIBA (1st Place)

The 1976 UCLA baseball team captured the program's first conference title since 1969, defeating crosstown rival USC on the final day of the season to secure the CIBA crown. In a game dubbed "The Miracle of Sawtelle Field", UCLA defeated the Trojans by scoring three runs in the bottom of the ninth inning. Unfortunately for the 1976 Bruins, the CIBA champion did not earn an automatic berth to the NCAA Tournament, and UCLA was not invited to play in Region 8 postseason play as an at-large selection (Northern Colorado earned an at-large berth). A school-record six Bruins earned All-CIBA Team honors after the season. Junior Robbie Henderson led all Bruin regulars with a .302 average, swatted nine home runs, and finished in a three-way tie for the team lead with 37 RBI. UCLA's starting rotation featured seniors Steve Bianchi (5-3, 3.86) and Ed Cowan (10-2, 3.50) and sophomore Tim O'Neill (7-4, 3.21). Speed on the basepaths emerged as a pivotal weapon for the Bruins that spring, as UCLA swiped a then-school record 125 bases (later broken in 1992).

1977

31-30, 10-8 Pac-8 (2nd Place)

After losing 12 lettermen from the 1976 team, UCLA surprised many by finishing with a respectable 31-30 mark. The Bruins recorded three-game series sweeps in Pac-8 play against California and Stanford before finishing their conference slate with a 10-8 record. Catcher Dennis Delany and outfielder Dave Baker helped provide the most power in UCLA's lineup that spring. Delany registered 11 homers and 37 RBI, while sporting a team-best .339 average, and Baker belted 10 homers and compiled a team-leading 43 RBI. UCLA's pitching staff registered a combined 4.14 ERA, as junior right-handers Tim O'Neill and Floyd Chiffer led the way. O'Neill went 6-7 with a 4.00 ERA, posting team-highs of 62 strikeouts and 117.0 innings. Chiffer compiled a 5-2 mark, totaling 61 strikeouts in 86.2 innings.

1978

39-20, 9-9 Pac-8 (2nd Place)

The "Baby Bruins" showed signs of maturity, as UCLA finished with 39 wins, the fourth-highest win total in school history (second-highest mark at the time). The Bruins returned 16 letterwinners and finished second in the conference for the second straight season. UCLA narrowly missed earning a berth in the NCAA Tournament. In a one-game Pac-8 Conference playoff game at Stanford's Sunken Diamond, Washington State clubbed a three-run walkoff homer with two outs in the bottom of the ninth to end UCLA's season. The Bruins were able to force the one-game playoff by salvaging the final game of a three-game series against USC in the final contest of the regular season. After dropping the series opener, 1-0, and losing the second game, 7-6, UCLA responded by edging the Trojans, 9-8. Individual highlights that season included right-hander Floyd Chiffer's dominant senior campaign. Chiffer, who posted the the lowest ERA in Pac-8 competition (1.60), finished the year with an 11-3 record and 84 strikeouts in a team-best 120.0 innings. Sophomore right-hander Tim Leary went 5-5 in 17 games (13 starts), recording a team-best 88 strikeouts and a 3.42 ERA in 94.2 innings. Offensively, UCLA made a return to the running game, as the Bruins stole 101 bases (fourth-highest total in school history). Junior outfielder Mike Carpenter catalyzed UCLA at the plate with a team-leading .343 batting average and 36 stolen bases.

1979

43-18, 21-9 Pac-10 (1st Place)

With the addition of Arizona and Arizona State to the conference, the Pac-10 Southern Division (6-Pac) easily became the toughest league in college baseball. The frustrations of 1976 and 1978 were erased, as UCLA cruised through the conference and earned the automatic playoff berth as the Pac-10 champions. UCLA recorded its best record since 1969, when eventual major leaguers Chris Chambliss and Bill Bonham led the Bruins to the College World Series. UCLA competed in the West Regional at Fresno State, finishing second to eventual NCAA Champion Cal State Fullerton. UCLA won its first three games to earn a berth in the finals before losing a doubleheader to Cal State Fullerton to end the season. Highlights of the season included UCLA's first-ever three game sweep of USC and being ranked No. 1 in the nation by Collegiate Baseball.

The Bruins rewrote the school record book, led by Sporting News All-America selections Tim Leary and Jim Auten. Leary set then-school records with 145.2 innings pitched, 12 wins, and eight conference wins (since tied). He was the second player picked in the 1979 Major League Draft, the highest pick in school history. Auten set a then-NCAA record with 29 home runs and set a then-school record with 78 RBI. Catcher Don Slaught, who was selected as an Academic All-American along with Leary, broke the UCLA batting average record and won the Pac-10 batting title with a .428 overall mark. The Bruins set a school record with a .320 overall batting average. The record was tied in 1983. UCLA had a total of eight players chosen in the Major League Draft, tops in the nation. Six of those eight later saw action in the big leagues.

THE 1980s - 317-278-6 (.532)

1980

31-22-3, 15-15 Pac-10 (3rd Place)

The Bruins lost two All-Americans and three more All-Pac-10 selections but still managed to compete for the Pac-10 title until the season's final weekend. Due to the unfinished construction of Jackie Robinson Stadium, the Bruins were forced to practice on the UCLA intramural field and play their "home" games at Pepperdine University. UCLA compiled a winning record for the sixth straight season and finished two games behind Pac-10 Co-Champions California and Arizona. Bolstered by the pitching staff, which logged a combined 3.55 ERA, the Bruins won eight of their final 10 games, including wins in the season's final three games against USC. Right-hander Eric Broersma hurled two complete games in his junior season, posting a 10-2 record and team-low 2.24 ERA in 17 games (14 starts). Senior left-hander Herb Fauland tallied a team-best 10 saves, recording 40 strikeouts in 58.2 innings and a 2.91 ERA. Six Bruins were selected in the Major League Draft following the season, marking the third consecutive season in which six or more players were drafted.

1981

21-35, 7-23 Pac-10 (6th Place)

The good news was that UCLA opened up newly built Jackie Robinson Stadium, but the bad news was that the Bruins suffered through their first losing season since 1974. The Bruins fielded a team, that featured seven freshmen on the 21-man traveling roster. Outfielder Vince Beringhele had a strong freshman campaign, finished second on the team with a .337 average. Beringhele totaled three homers, 22 RBI, 39 runs and drew a team-high 45 walks. First baseman Greg Norman provided the power, registering team-highs with nine home runs, 47 RBI and 42 runs. Senior outfielder David Montanari led the Bruins with a .374 average, starting all but two contests. By season's end, head coach Gary Adams had the team playing competitively – UCLA won 11 of its final 21 games, including a conference series win at Stanford. In a three-game series sweep at Arizona State, the Bruins dropped one-run affairs in each of the first two games.

1982

38-27, 11-19 Pac-10 (4th Place)

The 1982 Bruin baseball team rebounded with its seventh winning season in eight years, finishing 11 games over .500 overall. UCLA jumped out to a 13-1 start and rose as high as No. 3 in the national polls. The Bruins won 17 of their first 21 games before finishing the season with 21 wins in their final 44 contests. The team's early-season success was fueled by a 10-game win streak in February, featuring non-conference wins over Cal State Fullerton, UC Irvine and Cal Poly Pomona. Midway through the spring, UCLA dropped out of the polls before finishing fourth in the Pac-10 standings. Outfielder Brian Graham earned All-Pac-10 Southern Division Team accolades, having logged team highs in batting average (.337), hits (85), stolen bases (22) and at-bats (251). Outfielder Vince Beringhele followed his successful freshman campaign with an equally strong sophomore season, batting .338 with three home runs, 13 doubles and 61 RBI. Senior left-hander Colin Ward led the starting pitchers with a 4.51 ERA in a team-high 121.2 innings.

1983

28-24-1, 12-18 Pac-10 (5th Place)

UCLA finished fifth in the Pac-10's Southern Division after having improved its conference win total by one game. The Bruins batted at a combined .320, tying the then-school record. Outfielder Shane Mack had a strong sophomore campaign, leading UCLA with a .419 batting average, the second highest single-season mark in program history at the time (currently, fourth). Mack, a future major league ballplayer, earned first-team All-America honors from Baseball America and the American Baseball Coaches Association (ABCA), after leading the Bruins in home runs (11), RBI (60), hits (88), runs (54) and total bases (138). UCLA sustained a winning record throughout the season, reaching as high as nine wins over .500 twice (17-B-1). The Bruins won two of three Pac-10 games at Arizona State in March

and captured four wins in five games against California. Sophomore right-hander Jeff Pries tossed two complete game shutouts, a feat that would not be duplicated by a UCLA pitcher until 2008 (Tim Murphy). Pries finished the season with a 7-6 record and 4.46 ERA in 19 games (18 starts).

1984

28-32, 8-22 Pac-10 (6th Place)

For the second straight spring, junior Shane Mack's phenomenal play highlighted UCLA's season. Mack captured first-team All-America honors for the second consecutive year before leading the U.S. Olympic baseball team to a silver-medal finish at the 1984 Olympic Games in Los Angeles. Mack finished UCLA's 1984 campaign with a team-leading 16 home runs and 36 RBI, hitting at a .352 clip. Despite the team's vaunted "Mack Attack", UCLA finished 28-32 with a sixth-place finish in the Pac-10's Southern Division, marking just the second losing season in head coach Gary Adams' 15 years at the helm. Right-hander Jeff Pries followed his strong sophomore season with a valiant effort as a junior, hurling three complete games (including one shutout) while logging a 5-5 record and 4.01 ERA in 15 games (14 starts).

1985

34-30-1, 13-17 Pac-10 (5th Place)

UCLA finished the season with a winning record, as the Bruins were bolstered by the strong play of sophomore catcher Todd Zeile, junior designated hitter John Joslyn and junior first baseman Gary Berman. Zeile assumed starting catching duties and finished the season with a .333 average in 54 games, totaling a team-high 12 home runs. Joslyn led UCLA with a .370 average in 57 games, and Berman batted .301 in a team-high 232 at-bats. Season highlights included winning four of six games from College World Series participant Arizona, capturing five of six games from USC, defeating Arizona State for the first time in 15 tries (winning a three-game series in Los Angeles), and knocking then-No. 1 Stanford out of the top spot by winning one and losing two close games at Sunken Diamond in Palo Alto, Calif. UCLA concluded its regular season with seven wins in its final 10 contests.

1986

39-23, 21-9 Pac-10 (1st Place)

The Pac-10 title returned to UCLA for the first time since 1979, as the Bruins captured the 1986 conference crown with a 21-9 Pac-10 mark. The Bruins' 1984 freshman class that was then-ranked the nation's No. 2 recruiting class by Collegiate Baseball (Torrey Lovullo, Todd Zeile, Steve Hisey, Bill Wenrick, and Dana Ridenour) matured to help produce a conference champion. Jackie Robinson Stadium served as host for the NCAA West Regional, where the Bruins dropped its first two postseason games in the nation's most challenging regional. (Loyola Marymount, Santa Barbara, and Hawaii). Loyola Marymount emerged as the Regional Champion, defeating Hawaii to secure a berth in the College World Series.


UCLA's strong season began with a three-game sweep at Fresno State. After a 1-3 conference start, the Bruins rebounded to sweep California at Jackie Robinson Stadium. Torrey Lovullo became the series hero, going 8-for-15 (.571) in three games with one triple, three home runs and 14 RBI. The series sweep of the Golden Bears initiated a 16-game hitting streak for the future major league infielder.

After 35 games, UCLA owned a 7-4 Pac-10 record and a 22-13 overall mark. The Bruins' 36th game that spring, among the best contests in school history, pitted All-American right-hander Alex Sanchez against future major league standout Jack McDowell (Stanford). After falling behind by one run early, the Bruins assumed a 4-1 lead on a grand slam by freshman infielder Scott Cline. Stanford tied the contest, 4-4, only to surrender two runs in the fifth inning. Sanchez secured a complete game win, as Stanford stranded runners at second and third in the top of the ninth. UCLA won the series, two games to one, marking the first time in two seasons that Stanford dropped a Pac-10 series.

The Bruins won 11 of their final 13 regular-season games, including their last seven. Lovullo captured Pac-10 Co-Player of the Year honors with Sanchez after totaling 16 home runs and 65 RBI while posting a .317 batting average. Sanchez led all Pac-10 pitchers with a 16-3 overall record, including an 8-1 mark against Pac-10 foes. Sanchez struck out 142 batters in 139.1 innings, the top mark in the conference that spring. In Pac-10 play, Sanchez won his last seven decisions, throwing a complete game victory against each conference



The 1986 UCLA baseball team advanced to the NCAA Western Regional after sweeping Arizona State and USC in May. Starring on the '86 squad (left to right) included Steve Hisey, Todd Zeile, Bill Haselman, Torrey Lovullo and John Joslyn.



Eric Karros, a three-year Bruin letterwinner (1986-88), set the Los Angeles Dodgers' career home run record with 270 round-trippers.

mark. UCLA won eight of its first 10 games, carrying its record to 28-20 late in the season. Senior left-hander Mike Magnante and junior first baseman Eric Karros both enjoyed outstanding seasons. Magnante compiled a 14-4 overall record and 3.93 ERA in a team-high 137.1 innings, earning All-Pac-10 team honors and Academic All-America accolades. Karros used a terrific second half to establish a then-single-season record of 100 hits. The future standout major leaguer posted team-highs with a .415 average, 17 home runs and 54 RBI. Karros won the Pac-10 batting crown and earned All-Pac-10 honors before being selected in the sixth round of the 1988 Major League Draft by the Los Angeles Dodgers. Karros concluded his remarkable UCLA career with a .365 batting average, 26 homers, 38 doubles and 123 RBI in 136 games.

1989 27-32, 10-20 Pac-10 (5th Place)

UCLA dropped its first eight Pac-10 games and never recovered in the spring of 1989. In just the third losing season in the Adams' era, injuries and illnesses took a toll on the Bruins – as 14 of 27 players missed at least one week of action due to illness/injury. One of the worst losses was Charlie Fiacco, the team's home run and RBI leader. Fiacco missed the final 18 games with torn ligaments in his right knee. The pitching staff's 4.54 ERA marked the ballclub's lowest since 1980, when the Bruins compiled a 3.55 mark.

The 1989 season also marked the second time (1983) in the last nine seasons that UCLA's team ERA was lower than 5.00. Four Bruin pitchers threw more than 90 innings, and UCLA stole 113 bases in 146 attempts (77 percent). UCLA's 113 steals were the most by a Bruin ballclub since 1976, when UCLA recorded 120 steals. Six Bruins stole in double figures – Robbie Katsaroff (33), Joel Wolfe (18), Dave Zancanaro (14), Charlie Fiacco (12), Dave Keating (12) and David Tokheim (10). The Bruins' total of 23 triples broke the school record of 22, set in 1965 and 1968. UCLA took four of six games from defending national champion Stanford. The Bruins won two of three games at Stanford's Sunken Diamond for the first time since the formation of the Pac-6.

team. For the first time in seven seasons, UCLA led the Pac-10 in home runs (103). The Bruins' "Bomb Squad" featured five players who belted 10 or more home runs – Nos. 2 through 6 in the lineup consisted of Lovullo (16), right fielder Billy Haselman (11), first baseman John Joslyn (18), left fielder Steve Hisey (14) and catcher Todd Zeile (13).

1987 40-25-1, 16-14 Pac-10 (2nd Place)

UCLA finished second in the Pac-10's Southern Division, compiling an overall 40-25-1 record after having advanced to the NCAA West II Regional Final at Arizona State. The Bruins soared as high as 19 games over .500 at several points midway through the spring before playing five games in NCAA Regional play. UCLA advanced to the Regional Final against host Arizona State with a series-opening victory against Hawaii, 12-11. Following a 9-3 loss to the Sun Devils one day later, UCLA registered two wins in one day – versus Hawaii (16-7) and Pepperdine (21-5) – to force a winner-take-all contest against Arizona State. The Sun Devils ended the Bruins' season before over 8,000 fans with a 14-4 win on May 25.

Senior Torey Lovullo became the first player in conference history to repeat as Pac-10 Player of the Year. The Bruins' veteran second baseman also became the first consensus All-America selection (ABCA, Baseball America, Sporting News) in school history. Lovullo broke the then-school career records in at-bats (856), hits (266), runs (211), home runs (51), RBI (188) and walks (180, still stands as UCLA record). That spring, UCLA led the Pac-10 in home runs, breaking the previous league record with 116 round-trippers. The Bruins also tied a then-NCAA record with 10 grand slams. By season's end, Billy Haselman (Texas) and Alex Sanchez (Toronto) were both selected in the first round of the Major League Draft.

1988 31-28, 12-18 Pac-10 (5th Place)

Limited pitching depth hindered UCLA from making its third straight appearance in the NCAA playoffs in the spring of 1988. The Bruins finished with a 5.30 team ERA and narrowly missed a third-consecutive postseason berth, as fourth-place USC advanced to NCAA Regional play with a 13-17 conference

THE 1990s - 331-282-1 (.540)

1990 41-26, 14-16 Pac-10 (4th Place)

A season full of surprises, UCLA's 1990 campaign marked just the fifth 40-win season in program history. Ranked in just one preseason poll (No. 20, The Sporting News), UCLA compiled its most wins, 41, since 1979. The Bruins placed third at the Midwest Regional, losing to eventual regional champion Georgia Southern, 5-4, on the final day of the tournament. A strong starting rotation that featured Dave Zancanaro, Tim Lindsay and Pete Janicki developed into one of the top Pac-10 staffs. Zancanaro led the club with 11 wins and eliminated defending NCAA Champion Wichita State on its home field in the Midwest Regional. Lindsay led the club in starts (20), complete games (7) and innings pitched (149.0). His innings pitched total led the Pac-10 and set a new UCLA record that would be eclipsed two years later by Janicki. One of the team's hottest pitchers down the stretch, Janicki won his final eight decisions and earned Freshman Freshman All-America honors from Baseball America.

Offensively, Paul Ellis, Chris Pritchett, and Joel Wolfe combined to form the "Awesome Threesome." Ellis, the 1990 Pac-10 Co-Player of the Year, enjoyed a dream season by leading the nation with 29 home runs and tying the school record set by Jim Auten in 1979. Ellis set a school record with 83 RBI, only to have that record broken one year later by Ryan McGuire. Ellis became only the second player in league history to hit at least one home run in every Pac-10 ballpark (Mike Soddors of Arizona State had accomplished the feat in 1981). After the season, Ellis became the second player in school history to earn consensus All-America honors (first-team All-America selection by Baseball America, The Sporting News and the American Baseball Coaches Association). The ABCA named Ellis the Division I College Baseball Player of the Year.

1991 29-30, 13-17 Pac-10 (4th Place)

The 1991 Bruin baseball team had terrific performances at the Olive Garden Classic (Kissimmee, Fla.) and at the Oscar Mayer Classic (Minneapolis, Minn.). UCLA won the tournament in Florida and finished in a three-way tie at the Oscar Mayer Classic. For the first time in program history, the Bruins swept Stanford at Sunken Diamond. The Bruins did not accomplish the feat again until the Pac-10 series opener in 2007. Offensively, Joel Wolfe totaled 35 stolen bases, which ranked second-most in school history at the time. Wolfe also led the Bruins with a .345 batting average. Chris Pritchett led UCLA with 18 home runs and 57 RBI, before earning first-team All-Pac-10 accolades.


1992 37-26, 14-16 Pac-10 (3rd Place)

A season filled with surprises, UCLA finished in a tie for third place in the Pac-10 after having been selected to finish last in the conference's preseason poll. Likewise, the Bruins were ranked among the top 25 for the majority of the season. UCLA closed its season with a postseason trip to the Mideast Regional in Starkville, Miss., on the campus of Mississippi State. The Bruins came within one game of reaching the College World Series. After a game one loss to Oklahoma, UCLA rebounded with a 6-5 win over Clemson and an 8-0 shutout against Yale. The Bruins defeated host Mississippi State, 3-2, to advance to the championship game, where they lost to Oklahoma, 10-0. UCLA's grueling regular-season schedule featured 34 games came against teams selected to postseason play. Five of six Pac-10 Southern Division teams advanced to the NCAA Regionals that season.

The hitting corps was led by Freshman All-American Mike Mitchell (.351, 12 HR, 36 RBI) and All-Pac-10 honoree David Roberts (.331, 85 hits, 6 SB). Veterans Ryan McGuire (.316, 14 HR, 61 RBI) and Michael Moore (.338, 8 HR, 14 SB) impressed throughout the 1992 campaign. Pete Janicki led UCLA on the mound, earning Pac-10 Pitcher of the Year accolades with a 9-4 record, 3.53 ERA and a school-record 150 strikeouts. Transfer Gabe Sollecito made an immediate impact, as he set a school single-season record with 12 saves. UCLA's 128 total stolen bases also eclipsed the 1976 team's 125 stolen base total.

1993 37-23, 17-13 Pac-10 (2nd Place)

UCLA made its third postseason trip in the last four years, appearing at the NCAA Central I Regional. After two wins against Lamar and North Carolina, the Bruins were eliminated with losses to Texas A & M and North Carolina. Consensus All-America selection Ryan McGuire recorded a .376 batting average, totaling 26 home runs, 91 RBI 71 runs and 14 stolen bases.



Dave Roberts, a four-year Bruin letterwinner (1991-94), owns the single-season and career stolen bases records with 45 steals as a senior in 1994 and 109 overall.

On the mound, McGuire posted a 3-0 record, two saves, 29 strikeouts and a team-best 1.73 ERA in 26 innings. The future major leaguer captured Pac-10 Conference Player of the Year honors. Third baseman Adam Melhuse and second baseman David Ravitz both gained All-Pac-10 honors after having banner seasons. Melhuse finished with a .344 average, 10 home runs and 50 RBI. Ravitz hit .324 with six home runs and a team-leading 19 doubles. Ravitz set a UCLA record with 15 doubles in Pac-10 play. Staff ace Tim Kubinski led UCLA with an 11-3 record, 86 strikeouts and a 4.03 ERA. Gabe Sollecito split time between the bullpen and the starting rotation and finished with a 4-3 record, nine saves and a 3.94 ERA.

1994 22-36, 11-19 Pac-10 (5th Place)

Despite losing seven of their first 11 games in 1994, UCLA finished strong, posting a 15-14 record (including six of their final eight games) down the stretch. Senior David Roberts became UCLA's career stolen bases leader with 109 swipes and set a single-season record in 1994 with 45 stolen bases. Roberts led all Bruins that spring with a .353 average and was selected to the All-Pac-10 team for the third time in his illustrious career. Roberts, a future major league outfielder, led the conference in stolen bases for a third consecutive season. Freshman catcher Tim DeCinces earned Freshman All-America honors after batting .305 with six home runs, a team-leading 48 RBI and 15 doubles. Junior first baseman Mike Mitchell had another big year for the Bruins, hitting at a .339 clip with a team-leading 12 home runs, 19 doubles and 46 RBI. Shortstop Gar Vallone finished the season with a .344 batting average, 13 doubles and 42 RBI. Staff ace Brian Stephenson finished the 1994 campaign with a 5-5 mark, a 4.97 ERA and a team-best 79 strikeouts. Stephenson was selected in the second-round of the major league draft by the Chicago Cubs.

1995 29-28, 12-18 Pac-10 (5th Place)

A young UCLA team swept UNLV to finish the 1995 season above .500. The Bruins managed just six wins in their final 17 games, eliminating the team from postseason contention. Offensively, sophomore catcher Tim DeCinces led UCLA with a .315 average, 13 home runs and 51 RBI. DeCinces captured All-Pac-10 honors and earned second-team Smith Super Team accolades. Freshman right fielder Eric Byrnes made an immediate impact, hitting .324 with nine round-trippers and 18 stolen bases. Byrnes gained first-team Freshman All-America honors and All-Pac-10 accolades. Freshman first baseman and pitcher Peter Zamora was named an All-Pac-10 selection, hitting .295 with six home runs and 48 RBI. Zamora totaled a 2.76 ERA on the mound, registering a 3-3 record with five saves. Zamora hit game-winning home runs two days in a row versus Arizona (April 14 and 15). Junior third baseman Zak Ammirato finished the season riding a 19-game hitting streak. The pitching staff was led by freshman left-hander Jim Parque, who struck out 84 batters in 90 innings, placing him second in the Pac-10 in strikeouts per innings pitched.

1996 36-28, 16-14 Pac-10 (3rd Place)

UCLA advanced farther than any West Coast ballclub in 1996, falling one game short of a trip to the College World Series. The Bruins began season ranked No. 10, nationally, before rising to as high as No. 4 after a 14-6 start. UCLA won two games each against UNLV, Hawaii-Hilo and Hawaii in the first two weeks of the 1996 campaign. The Bruins opened Pac-10 play with consecutive home series wins over Stanford and California and had won four of five conference series by the end March. UCLA opened its April slate with a sweep at California, dropped two of three games at home to Arizona and salvaged two games in a three-game set against Arizona State.

A win at Nevada on the final day of the regular season snapped a five-game losing streak, and the Bruins opened the NCAA Central I Regional at the University of Texas as a No. 4 seed. In game one, UCLA upset the host Longhorns with sophomore left-hander Jim Parque on the hill. The Bruins received key at-bats from third baseman Zak Ammirato and junior catcher Tim DeCinces. After dropping game two to Southwest Missouri State, UCLA rallied twice the next day with a 10-8 win over Sam Houston State and a 9-4 victory in 10 innings against Southwest Missouri State. In the latter contest, the Bruins rallied with two runs in the eighth inning on an Ammirato homer, handing UCLA a 4-3 advantage, before Southwest Missouri State tied the contest in the ninth and loaded the bases with two outs. Junior Kevin Sheredy escaped the ninth-inning jam, and in extra innings junior outfielder Jon Heinrichs tripled home one run before DeCinces belted a grand slam. Miami upended the Bruins the following night in the Regional Final by an 8-4 margin.

DeCinces caught fire in his final month as a Bruin, batting at a .500 clip (30-for-60) with nine hoernrs. The Bruins' catcher finished his junior season batting .348 with 18 home runs and 67 RBI. Infielder Troy Glaus capped a memorable sophomore season with a .352 average, 16 home runs and 50 RBI before heading to the 1996 Summer Olympics in Atlanta. Parque finished the season with a 9-3 record, 3.72 ERA and 116 strikeouts.

1997 45-21-1, 19-11 Pac-10 (2nd Place)

The players from UCLA's highly-regarded 1995 recruiting class all had experience under their belts, as the Bruins opened their 1997 campaign ranked No. 2 in Collegiate Baseball's preseason poll. By season's end, UCLA had advanced to the College World Series for the second time in school history and set single-season program records with 45 wins, 142 home runs and 631 runs. The Bruins overcame an early upset in the Midwest Regional by sweeping their final five games to advance to Omaha.

UCLA's 1997 season and eventual march to Omaha began with a bang — the Bruins won 20 of their first 23 games, amassing a 20-2-1 record entering the month of March. With a powerful batting lineup bolstered by juniors Troy Glaus, Eric Byrnes, Peter Zamora and Nick Theodorou and sophomore Eric Valent, UCLA slugged its way to a 19-11 Pac-10 mark, good enough for a second-place finish. After opening conference play by winning two of three games against Arizona State, UCLA swept the Hormel Foods Classic at the Metrodome (Minneapolis, Minn.), poting double-digit run total in each of three games.

The Bruins dropped just three three-game Pac-10 series (at Arizona and Arizona State; vs. USC), while registering series sweeps at home against California and Arizona. The Bruins earned three-game series victories against Arizona State, USC, Stanford (twice) and California, capturing two of three games in each weekend set. UCLA entered Midwest Regional action with a formidable 40-18-1 record.

The Bruins lost their first game at the Midwest Regional, dropping a 7-2 decision to Harvard. However, UCLA rebounded in grand fashion, winning five consecutive games with several lopsided final scores. After crushing Ohio, 15-1, the Bruins edged Tennessee, 5-3. In a rematch against Harvard, UCLA gained a 14-9 victory before defeating Oklahoma State on its home turf twice in the same day — by scores of 14-2 and 22-2. Valent earned Tournament Most Valuable Player honors after blasting six home runs. Theodorou compiled one of the most electric performances in NCAA Regional history, going 16-for-24 with eight

Troy Glaus, a three-year Bruin letterwinner (1995-97), belted a single-season school record 34 home runs as a junior in 1997, leading UCLA to the College World Series.

runs, five RBI and five walks in six games (.714 on-base percentage).

UCLA came up short in Omaha, Neb., dropping its two contests in the College World Series. In game one, the Bruins overcame a late 3-1 deficit, tying the contest with two runs in the bottom of the ninth to force extra innings. Playing as the visiting team, Miami broke the tie with a four-run 12th inning to advance in the winners' bracket. Two days later, UCLA fell to Mississippi State, 7-5, in an elimination game. Byrnes and Theodorou each recorded two hits in each College World Series contest.

Five Bruins earned All-America honors and seven players captured All-Pac-10 Team accolades. Glaus was named Pac-10 Player of the Year, compiling a team-best .409 average with a conference-best 34 home runs. Glaus also established the Pac-10 single-season total bases record (227). Senior Jon Heinrichs was the top leadoff hitter in the nation, totaling 28 homers and 79 RBI. Theodorou registered a team-best .473 batting average with runners in scoring position.

On the mound, Parque (13-2, 3.08 ERA) and sophomore Tom Jacquez (10-4, 3.06 ERA) provided one of the nation's most powerful 1-2 punches. The left-handed Zamora performed best down the stretch and finished with a 6-2 overall mark. Junior Jake Meyer tallied eight saves, and freshman Rob Henkel recorded 49 strikeouts in 41.2 innings as UCLA's primary setup reliever. UCLA earned its first No. 1 ranking by Collegiate Baseball since 1979 and captured its first-ever No. 1 ranking by Baseball America after winning all three contests at the Hormel Foods Classic on March 2.

1998 24-33, 11-19 Pac-10 (5th Place)

The 1998 Bruins welcomed the top-ranked incoming class, as rated by Collegiate Baseball. Freshman pitchers accounted for 67 percent (328.2 IP) of the team's total innings. UCLA's weekend rotation (Ryan Carter, Chad Cislak and Paul Diaz) consisted of all freshmen and its closer (Bobby Roe) was a freshman. UCLA's 1998 ballclub played against College World Series finalists USC and Arizona State as well as the nation's top-ranked team for much of the season, Stanford. Junior Eric Valent earned Pac-10 Player of the Year honors and was named an All-American as he blasted a team-leading 30 home runs. Freshman Garrett Atkins set a school record with a 33-game hitting streak and a .383 batting average, the highest clip by a freshman in school history. Freshman Chase Utley blasted 15 home runs, most ever by a freshman at UCLA. Left-hander Bobby Roe set a school freshman record with seven saves.

1999 31-31, 13-11 Pac-10 (Tie – 3rd Place)

The Bruins' 1999 campaign began with several milestones, as head coach Gary Adams recorded his 800th career victory at UCLA with a 12-3 against Georgia Tech on Feb. 6. One month later, Adams achieved national recognition with his 1,000th career victory on March 13 at Arizona, as the Bruins defeated the host Wildcats, 6-1.

Sophomore right-hander Jon Brandt established a school record with 17 strikeouts in an 8-5 loss to McNeese State (in Houston) on Feb. 12. Sophomore left fielder Bill Scott had a career day at Washington on March 30, blasting four home runs and registering 11 RBI and 17 total bases. Despite Scott's heroics, the Bruins dropped the game, 16-15, while in the midst of an eight-game skid. A players-only meeting after their eighth straight loss at California (April 2) turned around UCLA's misfortune. The Bruins registered a 13-10 win the following afternoon, scoring nine runs in the top of the ninth inning to secure a victory. Consecutive wins at No. 10 Arkansas (April 6 and 7) and sweeps of Arizona State (April 16-18), for the first time since 1986, and Washington State (April 23-25), helped propel UCLA within striking distance of an NCAA Tournament berth. The Bruins began the month of May with a stirring, ninth-inning comeback win at USC (May 1). Senior co-captain Jason Green provided the key at-bat in the ninth inning, enabling the Bruins to win 3-2 and break a streak of 170 consecutive losses when scoring three runs or less, dating back to a 3-2 win over Mississippi State in the 1992 Mideast Regional.

Having defeated visiting Stanford in the middle leg of a season-ending conference set, the Bruins placed in a tie for third in the Pac-10, and earned a berth in the NCAA Wichita Regional. Freshman right-hander Josh Karp pitched brilliantly in his playoff debut, and Scott homered for the seventh consecutive game, breaking the school record and tying the Pac-10 mark as UCLA beat Oklahoma State, 12-6. The next day, injured ace Jon Brandt went the distance in a 4-2 loss to host Wichita State. Forced to rematch Oklahoma State later that day, the Bruins fell behind early and never caught up, dropping a 17-10 decision to the eventual regional champion despite two round-trippers by Scott. The Bruins tied a season-high by belting five home runs against Oklahoma State, including blasts from sophomore second baseman Chase Utley, sophomore first baseman Garrett Atkins and sophomore catcher Forrest Johnson.

THE 2000s - 298-298 (.500)

2000

38-26, 17-7 Pac-10 (Tie – 1st Place)

In the spring of 2000, UCLA captured its first Pac-10 title since 1986 and advanced to the NCAA Super Regionals in the second year of college baseball's new postseason format. Led by All-America selections Garrett Atkins, Bill Scott, Chase Utley and Forrest Johnson, the Bruins began their 2000 baseball campaign in grand style, as first baseman Eric Reece became the first UCLA ballplayer to ever hit for the cycle on Opening Day. UCLA won six of its first seven games and was ranked as high as No. 2 in the national polls.

After a slump that saw UCLA lose nine of 10 contests, the Bruins fought back to win 20 of their next 25 games. In that 25-game span, left-hander Rob Henkel set a UCLA record by striking out 16 batters in consecutive appearances (against Bradley and Harvard) to earn National Player of the Week honors. Henkel fanned a school-record 18 batters in the team's Pac-10 opener against Washington, capturing National Player of the Week honors again. The Huskies snapped UCLA's eight-game win streak, but the Bruins continued to cruise with wins in nine of their next 11 games.

UCLA continued its Pac-10 slate with a three-game series victory against USC, salvaging the second and third contests at home. In game two, UCLA routed the Trojans, 15-5, on national television (April 8). Karp pitched a three-hitter, notching a career-high 12 strikeouts. Against Arizona State (April 22), he limited the heavy-hitting Sun Devils to two hits through 7.1 innings. Utley hit two home runs to lead the Bruins, 13-3, in their only win over Arizona State. Scott drove in a team-high eight RBI against Washington State (April 30), going 4-for-6 with two homers and one triple in a 14-1 rout. UCLA belted six round-trippers against California (May 6).

The Bruins swept Arizona (May 13-15), setting up a series showdown with Stanford the following weekend. UCLA secured a share of the Pac-10 title May 19, defeating Stanford, 10-9, before a record crowd at Sunken Diamond. The Bruins scored four runs in the bottom of the seventh, tying the game (9-9) on home runs by Utley and Jim Hemming. Scott scored the game-winning run on a bases loaded wild pitch in the ninth. UCLA registered a 17-7 Pac-10 record and a share of the conference title with Stanford and Arizona State.

In postseason play, UCLA

swept the Oklahoma City Regional, defeating Delaware, 13-12, in the opening game, before routing Oklahoma on back-to-back days. LSU awaited the Bruins at the NCAA Super Regionals in Baton Rouge, La., and the Tigers silenced UCLA's offense. In game one, LSU blanked the Bruins, 10-0. In the elimination game, the Bruins rallied from a 10-0 deficit, clawing to within four runs (12-8). LSU advanced to Omaha with an eventual 14-8 victory.

2001

30-27 Overall, 9-15 Pac-10 (7th Place)

UCLA shook off an 0-2 start in 2001 to reel off eight consecutive wins, highlighted by a 4-3 victory over No. 1 USC (Feb. 16). Before a regional television audience, junior Adam Berry smashed a game-winning, three-run home run to left with UCLA down to its final strike. The Bruins rolled through their non-conference schedule, then knocked off top-ranked Stanford at Sunken Diamond in the first game of a Pac-10 series to improve to 21-9 overall. A series win at home against Washington brought UCLA back to .500 in Pac-10 play.

The turning point of UCLA's 2001 campaign came in the opener of a road trip at top-ranked Cal State Fullerton (April 18). The Bruins let an eight-run lead slip away before Cal State Fullerton captured an 11-10 win in the 14th inning. UCLA finished the road trip with a 0-8 mark, after having been swept by Kansas State and USC. The Bruins broke their mid-season skid by winning the rematch with Cal State Fullerton, 9-3, the third victory over a No. 1 team that spring.

Senior Brian Baron registered a school-record .443 batting average and collected 105 hits, earning first-team All-America honors from Baseball Weekly, Collegiate Baseball, and the National Collegiate Baseball Writers' Association. Josh Karp led the pitching staff in victories, innings and strikeouts, while Kevin Jenkins topped the Pac-10 in relief appearances.

2002

26-35 Overall, 9-15 Pac-10 (Tie – 7th Place)

UCLA opened its 2002 season with a loss to UC Irvine's reinstated baseball program before winning two of three contests each against Gonzaga and Florida Atlantic. The series with Florida Atlantic began a five-game winning streak, including a three-game sweep at Hawaii-Hilo. UCLA won six of nine games

through the first two weeks of March, including tow wins at 2001 College World Series participant Tulane. Having hovered near the .500 plateau through the first 25 games, the Bruins entered a six-game skid, from which they never recovered.

UCLA posted an 11-10 record following a series loss at California in early April. The Bruins closed their overall record to 25-29 with two weeks remaining in the regular season. In a crucial three-game series against Stanford, UCLA topped an 11-0 decision in the series opener before responding with a 9-4 win. Freshman pitcher Wes Whisler allowed just one run in six innings and belted two home runs (one grand slam) to lead UCLA to victory.

Berry and Whisler led the Pac-10 with 18 home runs in 2002, as Whisler established a school record for home runs in a season by a freshman. Berry was named a semifinalist for the Dick Howser Award, an honor awarded to the nation's top collegiate baseball player. Whisler captured Pac-10 Freshman of the Year accolades and was named to Baseball America and Collegiate Baseball's All-Freshman teams. Ben Francisco and Rashad Parker were both selected in the 2002 MLB Draft.

2003

28-31 Overall, 11-13 Pac-10 (Tie – 5th Place)

UCLA showed its offensive power out of the gates in 2003, scoring 36 runs and recording 45 hits in its season opening three-game series against Cal State Northridge. After falling to UC Riverside and taking one game from Hawaii, the Bruins returned home to post a series win over NCAA Tournament-bound North Carolina State. UCLA traveled to College Station, Texas, for the Dominos Pizza Aggie Baseball Classic, where the Bruins posted a 3-3 record to finish second to host Texas A&M.

At 9-9, the Bruins returned to California to play in the Kia Baseball Bash on the campus of Cal State Fullerton. UCLA defeated defending national champion Texas, 13-2, on March 1 before routing Tulane, 12-2, the following day. After falling to Loyola Marymount on March 4, the Bruins rebounded with a non-conference series win over crosstown rival USC. UCLA recorded a pair of wins over Wichita State and suffered a heartbreaking 2-0 loss at Long Beach State (March 25). The Bruins opened conference play with a series victory, notching two wins in three games, versus nationally-ranked Arizona.

After notching a 10-2 win over California (April 4), the Bruins climbed above the .500 mark with a 17-16 record. A seven-game losing streak dropped UCLA out of reach of the Pac-10 title. UCLA snapped its skid at No. 4 Arizona State (April 17), as the Bruins rattled off consecutive extra-inning wins in Tempe, Ariz., handing the Sun Devils a Pac-10 series loss on their home turf. UCLA concluded its 2003 campaign on a high note, as Brandon Averill hit for the cycle in the final game of the season at Washington State (May 25). With the series win against the Cougars, UCLA ended the year with a 28-31 overall mark.

Wes Whisler earned first-team All-Pac-10 team honors for the second consecutive season and was named a third-team CollegeBaseballInsider.com All-America selection. Freshman Brett McMillan was honored as a Freshman All-American by Collegiate Baseball.

2004

35-29 Overall, 14-10 Pac-10 (Tied – 3rd Place)

UCLA earned a trip to the NCAA Tournament in 2004, the final year of head coach Gary Adams' 30-year tenure as the Bruins' skipper. The road the postseason began with a 4-1 season-opening victory against UC Riverside, before the Bruins took the first two of three games against Fresno State. Senior Brandon Averill collected Pac-10 Player of the Week honors after the Fresno State series, as he registered six RBI in the second game. The Bruins motored to an 11-3 record before opening a stretch of six straight games against ranked opponents (March 5). A series-opening win against No. 14 Texas A&M handed UCLA its seventh consecutive win before the Bruins dropped two games to the Aggies and one game each to UC Irvine and Long Beach State.

In the Pac-10 season-opening series against Stanford (April 2-4), the Cardinal overpowered UCLA in the first two games, before the Bruins answered with a walk-off home run from Preston Griffin in the series finale to win, 6-5. UCLA continued rolling, notching non-conference victories against Pepperdine and Long Beach State and a series win at Arizona.

After outscoring Washington State, 26-11, in a three-game home series and winning two of three on the road at Washington, UCLA concluded its conference slate with two road wins at Oregon State. Junior Wes Whisler earned Pac-10 Pitcher of the Week accolades after his complete game shutout against Washington State.

The Bruins' late surge pushed UCLA into the NCAA Regionals at Oklahoma City as the No. 3 seed. Behind a four-hitter from senior Casey Janssen, UCLA won the regional's first contest, 9-1, against Oklahoma. After a heartbreaking 4-3 loss to Florida, the Bruins pounded Oklahoma, 17-7, in a critical rematch. The following day, Florida routed UCLA, 11-0, to advance to the NCAA Super Regionals.

Casey Janssen, a four-year letterwinner (2001-04), led the pitching staff in 2004 with a 3.16 ERA and 103 strikeouts.

2005

15-41 Overall, 4-20 Pac-10 (8th Place)

The 2005 season marked the start of a new era for UCLA baseball, as head coach John Savage took over the helm of the Bruins' program. Savage and his coaching staff put the wheels in motion for the future of UCLA baseball, inking the nation's fifth-best recruiting class, as rated by Baseball America.

Junior Brett McMillan earned team MVP honors after posting a .257 batting average and collecting a team-best seven home runs, 54 hits and 33 RBI in all 56 contests. Junior Chris Jensen finished the year with a .368 average, seven home runs and 21 RBI. Sophomore Hector Ambriz led the team both on the hill and at the plate, totaling a .338 average in 51 games, recording 14 doubles, 19 runs and 18 RBI. The right-hander led the Bruins with a 3.94 ERA in 18 games (team-high 16 starts), striking out 84 hitters in 105.0 innings. Ambriz and sophomore Brian Schroeder earned UCLA co-Pitcher of the Year honors. Schroeder led the staff with 31 appearances, totaling 48 strikeouts in 71.2 innings.

2006

33-25 Overall, 13-10 Pac-10 (3rd Place)

Led by juniors David Huff and Hector Ambriz on the mound and aided by an influx of standout freshmen, UCLA made its second NCAA Regional appearance in three seasons. In his second season as head coach, John Savage helped engineer a strong turnaround as the Bruins posted a 27-12 record in their final 39 regular-season contests. For the first time since 1987, UCLA won each home series versus Pac-10 opponents (Washington State, Arizona State, USC and Stanford). The Bruins tied a program record as 12 players were selected in the Major League Draft.

UCLA helped spark its season with a non-conference sweep at ACC power North Carolina State (March 3-5), outscoring the host Wolfpack by a 22-6 margin. UCLA posted one of its most dramatic victories of the season with an 11-10, extra-inning home victory against Arizona State (April 23). Trailing 8-7 in the bottom of the ninth, the Bruins tied the contest, 8-8, to force extrainnings. Facing a two-run deficit the bottom of the 10th, freshman Cody Decker slugged a two-run double and freshman Ryan Babineau clubbed the game-winning single.

After dropping the series opener to USC, 8-3, at Jackie Robinson Stadium (May 12), UCLA rebounded to win the next two games to capture the series. The following weekend, UCLA won the rubber game of a three-game home set against Stanford in exhilarating fashion. Having captured the Friday night contest before losing on Saturday, UCLA won the series finale on "Senior Day" as junior Tim Stewart belted a ninth-inning, two-out walk-off solo home run. Stewart's blast lifted the Bruins past the visiting Cardinal, 8-7, as UCLA improved its conference mark to 12-9.

UCLA split a two-game series at eventual national champion Oregon State, as Saturday's game in Corvallis, Ore., was cancelled due to rain. The Bruins entered the NCAA Malibu Regional as the No. 2 seed and edged UC Irvine, 3-2, in both team's regional-opening contests. UCLA lost to No. 1-seed Pepperdine, 6-0, and No. 4-seed Missouri, 2-1, on back-to-back afternoons. In UCLA's elimination loss to Missouri, Brummett struck out six in 6.2 innings, surrendering just two runs and five hits.

An eventual first-round selection by the Cleveland Indians, Huff finished the season with a 7-4 record and 2.98 ERA, totaling 100 strikeouts in 129.2 innings (16 starts). Ambriz, a fifth-round draft pick by the Arizona Diamondbacks, registered a 3.65 ERA and an 8-7 record in 113.1 innings (20 appearances, 16 starts). Two-way player Josh Roenicke, who emerged as the team's closer midway through the spring, was drafted in the 10th round by the Cincinnati Reds.

2007

33-28 Overall, 14-10 Pac-10 (3rd Place)

UCLA's 2007 ballclub reached the NCAA Super Regionals for the first time since 2000 after having opened Pac-10 play with its best conference start since 1924. Playing against the nation's third-most challenging schedule, as rated by Boyd's World, the Bruins won just eight of their first 22 games.

However, a school record-setting 14-run eighth inning against Pacific on March 25 not only helped the Bruins overcome an 8-0 deficit, but also helped UCLA jump-start its season. The Bruins trailed 8-0 and cut the Tigers' lead to 8-1 before sophomore Cody Decker belted a grand slam with nobody out in the bottom of the eighth, trimming the deficit to 8-5. UCLA scored 10 more runs in the frame to secure a 15-8 win, initiating one of the most successful stretches in program history.

Third baseman Jermaine Curtis returned to the lineup the following weekend at Stanford, helping spark UCLA to an 8-1 series victory in both teams' first Pac-10 game of the spring. Including that win, UCLA won 17 of its first 21 games with Curtis patrolling the hot corner. The Bruins opened Pac-10 play with their first series sweep of Stanford at Sunken Diamond since 1991 — UCLA snapped a streak of 71 consecutive three-game series in which Stanford had not been swept at home (dating back to 1997, versus Arizona State). After a series win at home against Washington, UCLA recorded its first-ever three-game series sweep at USC. The Bruins rolled to an 8-1 Pac-10 mark, the program's best conference start since finishing the 1924 season with a 10-0 Pacific Coast Conference record.

With a strong pitching rotation featuring senior Tyson Brummett, sophomore Tim Murphy and freshman Gavin Brooks, the Bruins continued picking up Pac-10 series victories, capturing two of three games against No. 14 Arizona and California. UCLA headed to No. 10 Arizona State (May 11-13) with a one-game conference lead. The Bruins were swept in the desert, losing three closely-contested games to fall into second place — the Sun Devils outscored UCLA, 33-28, through three games.

The Bruins salvaged their series at Washington State and their home set against eventual back-to-back national champion Oregon State by winning each of the series finales. The Bruins entered the Long Beach Regional as the No. 2 seed, riding its starting pitchers to an NCAA Regional sweep. Brummett limited Pepperdine to three runs in 8.2 innings in the regional opener before Murphy and Brooks each tossed complete game victories against Illinois-Chicago and Long Beach State, respectively.

UCLA dropped both games at Cal State Fullerton in the NCAA Super Regionals, despite a herculean pitching performance from Brooks in the elimination game. The left-handed freshman totaled a career-high 12 strikeouts against the host Titans, surrendering two runs off seven hits. At season's end, five Bruins earned All-Pac-10 honors and three players were named honorable mention Pac-10 selections.

2008

33-27 Overall, 13-11 Pac-10 (3rd Place)

UCLA earned its third consecutive postseason berth, becoming the first baseball team in school history to advance to three straight postseasons. UCLA overcame a slow Pac-10 start to secure the No. 2 seed at the NCAA Fullerton Regional. Senior second baseman Alden Carnithers emerged as one of the Pac-10 Conference's best hitters, leading the Bruins with a .377 batting average and a .484 on-base percentage. Junior Tim Murphy capped a strong three-year career as a left-handed pitcher and outfielder, leading UCLA's strong pitching staff with a 3.34 ERA and 111 strikeouts and 102.1 innings.

The Bruins began the seasons ranked No. 1 and No. 3 in preseason polls, respectively, by Baseball America and Rivals.com. Among the season's most exciting weekends came during the first series of Pac-10 play, a three-game set at Arizona (March 27-29). The Bruins snapped a four-game skid with a 4-3 win in 10 innings in the series opener. The following night, sophomore Casey Haerther ignited his season and helped UCLA rout Arizona, 20-8, with a 7-for-7 effort. Haerther's seven hits established new Pac-10 and UCLA single-game records, as he finished the game with four doubles, three singles, four RBI and four runs. Following consecutive Pac-10 series losses to USC and Stanford, the Bruins won the final two of three games at Washington to even its conference mark at 6-6.

After having managed two Pac-10 wins in six games (three vs. Arizona State, three at Oregon State), UCLA's conference mark slipped to 8-10 putting the Bruins in peril of missing a third consecutive postseason berth. UCLA responded by winning a non-conference game at UC Irvine before sweeping Washington State in three games at Jackie Robinson Stadium. The Bruins entered a three-game series on the final weekend of the regular season at California needing to win at least two games to secure a postseason berth. Murphy stepped up, hurling a complete game, 10-strikeout shutout in an 8-0 series-opening win, and sophomore Charles Brewer and freshman Rob Rasmussen followed the next afternoon, pitching the Bruins to a 7-0 shutout.

UCLA advanced to the NCAA Fullerton Regional Final at Goodwin Field with wins on back-to-back days against No. 3-seed Virginia (3-2) and No. 1-seed Cal State Fullerton (11-4). The host Titans responded with an 11-8 victory Sunday, forcing a winner-take-all contest Monday evening. In a closely-contested game, Cal State Fullerton edged the Bruins, 5-4, as UCLA stranded Murphy aboard third base in the ninth inning.

Five players were selected in June's Major League Draft, highlighted by three draft selections in the first five rounds — Murphy (third round, Texas), Crawford (fourth round, San Francisco) and Curtis (fifth round, St. Louis).

2009

27-29 Overall, 15-12 Pac-10 (Tie – 3rd Place)

UCLA finished third in the Pac-10 Conference for the fourth consecutive season in 2009, but could not win enough games to earn a postseason invitation. The Bruins saw the emergence of talented freshmen right-handers Trevor Bauer and Gerrit Cole, in addition to the resurgence of power-hitting first baseman Cody Decker. Bauer went 9-3 with a 2.99 ERA as UCLA's most consistent and durable pitcher before earning National Freshman Pitcher of the Year honors from Collegiate Baseball.

On a team fueled largely by its pitching, Decker provided a major spark in UCLA's lineup. The senior from Santa Monica, Calif., rebounded from a disappointing junior campaign to lead the Pac-10 with 21 home runs. Decker led UCLA in a host of offensive categories, including RBI (53), runs (55), slugging percentage (.683), walks (36) and total bases (136). By season's end, Decker pushed himself into a tie for seventh place on UCLA's career home runs list with 47 round-trippers.

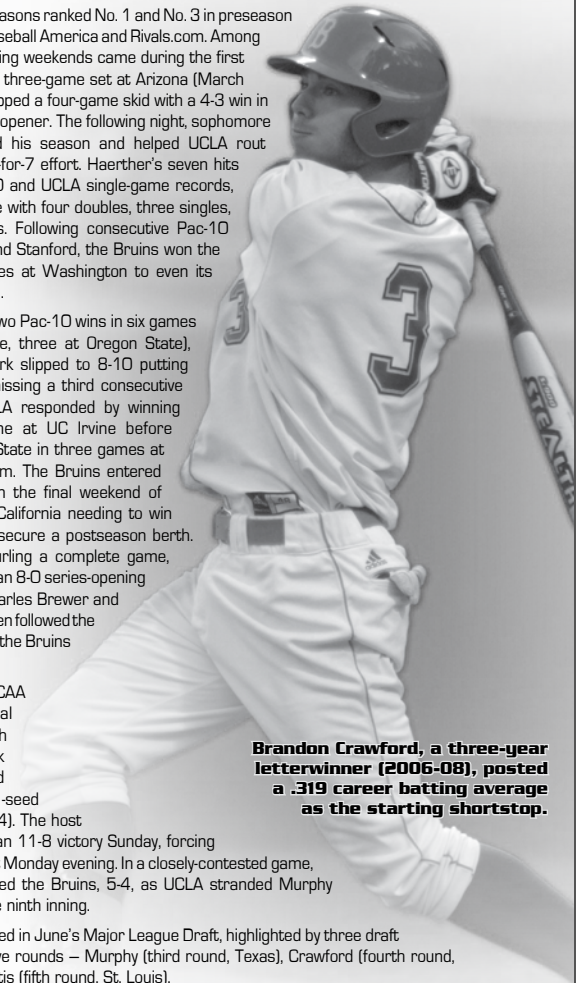
After winning the first two games of the season, the Bruins fell into a 10-game losing streak and worked hard to rebound from a dismal 2-10 start. UCLA spent three consecutive weekends playing away from the West Coast — at the Houston College Classic, at Oklahoma and at East Carolina — before opening Pac-10 play with three games at USC. UCLA snapped its losing streak with a midweek victory against UC Santa Barbara (March 10) before earning a series victory that weekend at East Carolina.

UCLA took advantage of the opportunity to come back to Los Angeles and open Pac-10 play at USC. Not only did the Bruins win two of three games at Dedeaux Field, but they did so in grand fashion. UCLA used an eight-run ninth inning in the series opener to secure a 14-4 victory. After dropping game two, the Bruins responded on a Monday evening with a 17-2 win, UCLA's largest margin of victory in series history against USC.

The Bruins continued to try and climb back to the .500 mark throughout March and April. Not until the series finale at Oregon did UCLA reach that goal. An 8-1 win in Eugene, Ore., on May 3 evened UCLA's record to 22-22. With 12 games remaining on their schedule, including seven against top-5 competition, the stakes were high and the margin for error was slim. Consecutive series losses to California and Cal State Fullerton damaged the Bruins' postseason chances before UCLA's final week of the season.

Bauer, Cole and Decker each earned All-Pac-10 team honors at season's end. Decker became UCLA's first two-time All-Pac-10 selection since Wes Whisler (2002, 2003). Bauer and Cole were just two of three freshmen to be named All-Pac-10 selections.

Two weeks after the regular season, eight Bruins were selected in the Major League Draft. Junior infielder Casey Haerther led the crop as a fifth-round selection by the Los Angeles Angels of Anaheim. Rounding out the length list included five pitchers (Gavin Brooks, Charles Brewer, Brendan Lafferty, Garrett Claypool and Jason Novak), Decker and junior outfielder Gabe Cohen.



Brandon Crawford, a three-year letterwinner (2006-08), posted a .319 career batting average as the starting shortstop.

NCAA TOURNAMENT HISTORY

NCAA Tournament Breakdown

Overall Record: 34-31 (15 appearances)

NCAA Regional Record: 34-23

NCAA Super Regional Record: 0-4

College World Series Record: 0-4

Total Appearances: 1969, 1979, 1986, 1987, 1990, 1992, 1993, 1996, 1997, 1999, 2000, 2004, 2006, 2007, 2008

NCAA Super Regional Appearances: 2000, 2007

College World Series Appearances: 1997, 2007

UCLA Head Coaches in the Postseason

Head Coach	Overall	Region	Supers	CWS
Arthur Reichle	2-2	2-0	0-0	0-2
Gary Adams	26-23	26-19	0-2	0-2
John Savage	6-6	6-4	0-2	0-0
TOTALS	34-31	34-23	0-4	0-4

UCLA Postseason Records by Decade

Years	Games	W	L	Pct.
1960s	4	2	2	.500
1970s	4	2	2	.500
1980s	7	3	4	.429
1990s	29	16	13	.552
2000s	21	11	10	.524
TOTALS	65	34	31	.523

UCLA Postseason Superlatives (Game)

Most Runs Scored: 22, at Oklahoma State (5/25/97)

Fewest Runs Scored: 0, three times (last 6/3/06)

Most Runs Allowed: 17, vs. Oklahoma State (5/29/99)

Fewest Runs Allowed: 0, vs. Yale (5/23/92)

Longest Win Streak: 5 games (5/23/97 - 5/25/97)

UCLA Regional Round Superlatives (Series)

Most Runs Scored: 72 (five games, 1997 Regional)

Fewest Runs Scored: 4 (three games, 2006 Regional)

Most Runs Allowed: 46 (four games, 1987 Regional)

Fewest Runs Allowed: 6 (two games, 1969 Regional)

Longest Win Streak: 5 games (5/23/97 - 5/25/97)

UCLA vs. Postseason Opponents

Opponent	Record	Last Meeting
Arizona State	0-3	May 25, 1987
Cal State Fullerton	2-6	June 2, 2008
Clemson	1-0	May 22, 1992
Delaware	1-0	May 26, 2000
Florida	0-2	June 6, 2004
Fordham	1-0	May 26, 1990
Fresno State	1-0	May 26, 1979
Georgia Southern	0-1	May 28, 1990
Harvard	1-1	May 24, 1997
Hawaii	3-1	May 24, 1987
Illinois-Chicago	1-0	June 2, 2007
Miami	0-2	May 28, 1993
Mississippi State	1-1	June 2, 1997
Missouri	0-1	June 4, 2006
Lamar	1-0	May 27, 1993
Long Beach State	1-0	June 3, 2007
Loyola Marymount	0-1	May 23, 1986
Louisiana State	0-2	June 3, 2000
North Carolina	0-1	May 29, 1993
Ohio	1-0	May 23, 1997
Oklahoma	4-2	June 4, 2004
Oklahoma State	3-1	May 28, 1999
Pepperdine	2-1	June 1, 2007
Sam Houston State	1-0	May 25, 1996
Santa Clara	2-0	May 23, 1969
South Alabama	0-1	May 25, 1990
Southwest Missouri State	1-1	May 24, 1996
Tennessee	1-0	May 24, 1997
Texas	1-0	May 23, 1996
Texas A&M	0-1	May 29, 1993
Tulsa	0-1	June 13, 1969
UC Irvine	1-0	June 2, 2006
Virginia	1-0	May 30, 2008
Wichita State	1-1	May 29, 1999
Yale	1-0	May 23, 1992
TOTALS	34-31	June 2, 2008

UCLA has made 15 NCAA postseason appearances, including four in the last six seasons. Most recently, the Bruins advanced to the 2008 NCAA Regional Final at Cal State Fullerton. In 2007, UCLA earned its first berth in the NCAA Super Regionals since 2000. UCLA has twice advanced to the College World Series (1969, 1997).

Former head coach Gary Adams made 11 trips to the NCAA Tournament, including the Bruins' 1997 trip to the College World Series. In six games at the NCAA Midwest Regional (at Oklahoma State), the 1997 baseball team outscored its opposition by a 72-24 margin. UCLA closed the six-game stretch with five victories, routing host Oklahoma State 14-2 and 22-2 on the same day. Eric Valent earned Tournament MVP honors after blasting six home runs, and Theodorou batted .667 (16 hits in 24 at-bats).

In 2000, the Bruins advanced to the NCAA Super Regional at Louisiana State after sweeping the Oklahoma Regional. Garrett Atkins, Chase Utley and Bill Scott led the way as UCLA defeated Delaware in game one before collecting two victories against host Oklahoma in a regional sweep. In three NCAA Regional contests, those three juniors hit a combined .488, as Utley and Atkins each went 7-for-15 and Scott went 8-for-15.

Starting pitching headlined UCLA's run through the 2007 Long Beach Regional, as the Bruins used just three pitchers in three games. Tyson Brummett limited Pepperdine to three runs in 8.2 innings in the series opener, and Tim Murphy collected his first postseason save. Gavin Brooks held Illinois-Chicago to one run and two hits in a complete game shutout, and Murphy closed the door the following evening with a complete game victory (7-4) against host Long Beach State. In a 2-1 elimination loss to Cal State Fullerton in the Super Regional, Brooks recorded a season-high 12 strikeouts, allowing two runs and seven hits.

UCLA challenged Cal State Fullerton on the Titans' home turf in 2008, as the two non-conference foes met in a winner-take-all Regional Final. After the Bruins sent Cal State Fullerton to an elimination game against Virginia with an 11-4 victory on the tournament's second night, the Titans responded with a win against Virginia and two against UCLA on back-to-back evenings. Five Bruins earned all-tournament team honors, as Blair Dunlap earned his second career All-Regional Team selection with a 7-for-16 effort in four games.



"Road to Omaha" Statue
Rosenblatt Stadium

DATE	RESULT	OPPONENT	WINNING PITCHER	LOSING PITCHER	ATT.
2008 - NCAA Regional (at Cal State Fullerton)					
5/30/08	W 3-2	Virginia	WP - Brendan Lafferty	LP - Matt Packer	1655
5/31/08	W 11-4	Cal State Fullerton	WP - Charles Brewer	LP - Jeff Kaplan	2912
6/1/08	L 11-8	Cal State Fullerton	WP - Michael Morrison	LP - Gavin Brooks	1892
6/2/08	L 5-4	Cal State Fullerton	WP - Brian Wilson	LP - Rob Rasmussen	3012
Regional Recap - Record (2-2). Finish (2nd)					

Regional Recap - Record (2-2), Finish (2nd)

2007 - NCAA Super Regional (at Cal State Fullerton)						
6/9/07	L	12-2	Cal State Fullerton	WP - Wes Roemer	LP - Tyson Brummett	3394
6/10/07	L	2-1	Cal State Fullerton	WP - Adam Jorgenson	LP - Gavin Brooks	3442
Super Regional Recap - Record (0-2), Finish (2nd)						

Super Regional Recap - Record (0-2), Finish (2nd)

2007 - NCAA Regional (at Long Beach State)						
6/1/07	W	7-3	Pepperdine	WP - Tyson Brummett	LP - Barry Enright	1647
6/2/07	W	3-1	Illinois-Chicago	WP - Gavin Brooks	LP - Zach Peterson	1579
6/3/07	W	7-4	Long Beach State	WP - Tim Murphy	LP - Shane Peterson	2089

Regional Recap - Record (3-0), Finish (1st)

2006 - NCAA Regional (at Pepperdine)						
6/2/06	W	3-2	UC Irvine	WP - Hector Ambriz	LP - Justin Cassel	1200
6/3/06	L	6-0	Pepperdine	WP - Paul Coleman	LP - David Huff	1500
6/4/06	L	2-1	Missouri	WP - Rick Zagone	LP - Tyson Brummett	685

Regional Recap - Record (1-2), Finish (3rd)

2004 - NCAA Regional (at Oklahoma)						
6/4/04	W	9-1	Oklahoma	WP - Casey Janssen	LP - Mark Roberts	7792
6/5/04	L	4-3	Florida	WP - Connor Falkenbach	LP - Wes Whisler	1981
6/5/04	W	17-7	Oklahoma	WP - David Johnson	LP - Casey Brown	3056
6/6/04	L	11-0	Florida	WP - Tommy Boss	LP - Dan Miltenberger	2341

Regional Recap - Record (2-2), Finish (2rd)

2000 - NCAA Regional (at Oklahoma)						
5/26/00	W	13-12	Delaware	WP - Bobby Roe	LP - Vic Sage	2584
5/27/00	W	10-5	Oklahoma	WP - Josh Karp	LP - Logan Cuellar	4865
5/28/00	W	11-3	Oklahoma	WP - Ryan Carter	LP - Austin Mix	4144

Regional Recap - Record (3-0), Finish (1st)

2000 - NCAA Super Regional (at Louisiana State)						
6/2/00	L	8-2	Louisiana State	WP - Brian Tallet	LP - Rob Henkel	7624
6/3/00	L	14-8	Louisiana State	WP - Billy Brian	LP - Josh Karp	7667

Super Regional Recap - Record (0-2), Finish (2nd)

1999 - NCAA Regional (at Wichita State)						
5/28/99	W	12-6	Oklahoma State	WP - Josh Karp	LP - Matt Smith	3598
5/29/99	L	4-2	Wichita State	WP - Brandon Sloan	LP - Jon Brandt	5095
5/29/99	L	17-10	Oklahoma State	WP - Dale Pearson	LP - Ryan Carter	3058


Regional Recap - Record (1-2), Finish (3rd)

1997 - NCAA Midwest Regional (at Oklahoma State)						
5/22/97	L	7-2	Harvard	WP - Frank Hogan	LP - Tom Jacquez	2368
5/23/97	W	15-1	Ohio	WP - Matt Klein	LP - Aaron Houdeshell	2382
5/24/97	W	5-3	Tennessee	WP - Peter Zamora	LP - Michael Cosgrove	2466
5/24/97	W	14-9	Harvard	WP - Nick St. George	LP - Donald Jamieson	2387
5/25/97	W	14-2	Oklahoma State	WP - Jim Parque	LP - Scott Williamson	3821
5/25/97	W	22-2	Oklahoma State	WP - Tom Jacquez	LP - Dave Maurer	3329

Regional Recap - Record (5-1), Finish (1st)

1997 - College World Series (at Omaha, Neb.)						
5/31/97	L	7-3 (12)	Miami	WP - Robbie Morrison	LP - Jake Meyer	18049
6/2/97	L	7-5	Mississippi State	WP - Hank Thorns	LP - Rob Henkel	20116

CWS Recap - Record (0-2), Finish (t-7th)



ERIC VALENT
1997 NCAA Midwest Regional MVP



JERMAINE CURTIS
2007 NCAA Long Beach Regional MVP

DATE	RESULT	OPPONENT	WINNING PITCHER	LOSING PITCHER	ATT.
1996 - NCAA Central I Regional (at University of Texas)					
5/23/96	W 5-2	Texas	WP - Jim Parque	LP - Eric French	6649
5/24/96	L 13-2	Southwest Missouri State	WP - John Hardin	LP - Peter Zamora	5238
5/25/96	W 10-8	Sam Houston State	WP - Dan Keller	LP - K. Hermes	5238
5/25/96	W 9-4	Southwest Missouri State	WP - Kevin Sheredy	LP - Scott Geitz	4005
5/26/96	L 8-4	Miami	WP - Clint Weibl	LP - Ryan Lynch	3753
Regional Recap - Record (3-2), Finish (2nd)					
1993 - NCAA Central I Regional (at Texas A&M)					
5/27/93	W 6-1	Lamar	WP - Tim Kubinski	LP - Mike Pasqualiccio	2786
5/28/93	W 9-4	Hawaii	WP - Jon Van Zandt		2303
5/29/93	L 11-4	Texas A&M	WP - Kelly Wunsch	LP - Gabe Sollecito	5189
5/29/93	L 8-5	North Carolina	WP - Scott Wissel	LP - Gary Adcock	2669
Regional Recap - Record (2-2), Finish (3rd)					
1992 - NCAA Mideast Regional (at Mississippi State)					
5/21/92	L 4-3	Oklahoma	WP - Zack Krislock	LP - Gabe Sollecito	2019
5/22/92	W 6-5	Clemson	WP - Bill Craig	LP - Aaron Jersild	2368
5/23/92	W 8-0	Yale	WP - Tim Kubinski	LP - Daniel Lock	2475
5/24/92	W 3-2	Mississippi State	WP - Pete Janicki	LP - Chuck Daniel	6057
5/24/92	L 10-0	Oklahoma	WP - Casey Mendenhall	LP - Gary Adcock	1332
Regional Recap - Record (3-2), Finish (2nd)					
1990 - NCAA Midwest Regional (at Wichita State)					
5/25/90	L 6-4	South Alabama	WP - Mike Zimmerman	LP - Tim Lindsay	1223
5/26/90	W 13-8	Fordham	WP - Pete Janicki	LP - Joe Maniscalco	3581
5/27/90	W 7-5	Wichita State	WP - Dave Zancanaro	LP - Kennie Steenstra	6881
5/28/90	L 5-4	Georgia Southern	WP - Joey Hamilton	LP - Tim Lindsay	573
Regional Recap - Record (2-2), Finish (3rd)					
1987 - NCAA West II Regional (at Arizona State)					
5/22/87	W 12-11	Hawaii	WP - Alex Sanchez	LP - Brown	6113
5/23/87	L 9-3	Arizona State	WP - Linty Ingram	LP - Randy Hennis	6537
5/24/87	W 16-7	Hawaii	WP - Steve Stowell	LP - Holt	6497
5/24/87	W 21-5	Pepperdine	WP - Keith Shibata	LP - Lewis	6497
5/25/87	L 14-4	Arizona State	WP - David Cassidy	LP - Alex Sanchez	7108
Regional Recap - Record (3-2), Finish (2nd)					
1986 - NCAA West I Regional (at UCLA)					
5/22/86	L 6-3	Hawaii	WP - Paul Brown	LP - Alex Sanchez	873
5/23/86	L 12-10	Loyola Marymount	WP - Keith Shibata	WP - Jim Bruske	593
Regional Recap - Record (0-2), Finish (4th)					
1979 - NCAA West I Regional (at Fresno, Calif.)					
5/25/79	W 5-4	Cal State Fullerton	WP - Tim Leary	LP - Tony Hudson	384
5/26/79	W 5-4	Fresno State			
5/27/79	L 9-2	Cal State Fullerton	WP - Tony Hudson	LP - Matt Young	420
5/28/79	L 9-5	Cal State Fullerton	WP - Larry Nabilbon	LP - Tim Leary	392
Regional Recap - Record (2-2), Finish (2nd)					
1969 - NCAA Regional					
5/23/69	W 7-5	Santa Clara	WP - Al Hoops	LP - Rich Troedson	3320
5/24/69	W 2-1	Santa Clara	WP - Rick Pope	LP - Scott Davi	2000
Regional Recap - Record (2-0), Finish (1st)					
1969 - College World Series (at Omaha, Neb.)					
6/13/69	L 6-5 (10)	Tulsa	WP - S. Rogers	LP - Jim York	
6/14/69	L 2-1 (11)	Arizona State	WP - Lerrin LaGrow	LP - Jim York	
CWS Recap - Record (0-2), Finish (t-7th)					

College World Series History

Year	Champion	Runner-Up
2009	Louisiana State	Texas
2008	Fresno State	Georgia
2007	Oregon State	North Carolina
2006	Oregon State	North Carolina
2005	Texas	Florida
2004	Cal State Fullerton	Texas
2003	Rice	Stanford
2002	Texas	South Carolina
2001	Miami	Stanford
2000	LSU	Stanford
1999	Miami	Florida State
1998	USC	Arizona State
1997	LSU	Alabama
1996	LSU	Miami
1995	Cal State Fullerton	USC
1994	Oklahoma	Georgia Tech
1993	LSU	Wichita State
1992	Pepperdine	Cal State Fullerton
1991	Louisiana State	Wichita State
1990	Georgia	Oklahoma State
1989	Wichita State	Texas
1988	Stanford	Arizona State
1987	Stanford	Oklahoma State
1986	Arizona	Florida State
1985	Miami	Texas
1984	Cal State Fullerton	Texas
1983	Texas	Alabama
1982	Miami	Wichita State
1981	Arizona State	Oklahoma State
1980	Arizona	Hawaii
1979	Cal State Fullerton	Arkansas
1978	USC	Arizona State
1977	Arizona State	South Carolina
1976	Arizona	Eastern Michigan
1975	Texas	South Carolina
1974	USC	Miami
1973	USC	Arizona State
1972	USC	Arizona State
1971	USC	Southern Illinois
1970	USC	Florida State
1969	Arizona State	Tulsa
1968	USC	Southern Illinois
1967	Arizona State	Houston
1966	Ohio State	Oklahoma State
1965	Arizona State	Ohio State
1964	Minnesota	Missouri
1963	USC	Arizona
1962	Michigan	Santa Clara
1961	USC	Oklahoma State
1960	Minnesota	USC
1959	Oklahoma State	Arizona
1958	USC	Missouri
1957	California	Penn State
1956	Minnesota	Arizona
1955	Wake Forest	Western Michigan
1954	Missouri	Rollins
1953	Michigan	Texas
1952	Holy Cross	Missouri
1951	Oklahoma	Tennessee
1950	Texas	Washington State
1949	Texas	Wake Forest
1948	USC	Yale
1947	California	Yale

JERSEY NUMBER HISTORY (since 1977)

1	
Adrian Williams	2009-2010
Jermaine Curtis	2006-2008
Jarrad Page	2003, 2005
Chad Concolino	2004
Ben Francisco	2001-2002
Billy Pieper	1998-1999
Peter Zamora	1995-1997
Glenn Mickens (AC)	1977-1989
2	
Niko Gallego	2009-2010
Brian Green (AC)	2006-2008
Tommy Lansdon	2005
Ryan McCarthy	2004
Chad Concolino	2002-2003
Gary Adcock (AC)	2001
Robert Hinds (AC)	1999-2000
Tom Jacquez	1997
Zak Amirato	1993-1996
Robert Hinds (AC)	1992
Tom Jacquez	1997
Chris Pritchett	1990-1991
Hiro Watada (AC)	1989
Hector Cano	1985
Chris Vatcher (AC)	1984
Mark Blesius	1983
Steve Moscaret	1981
Steve Sakowski	1979-1980
Don Slaught	1977
3	
Steve Rodriguez	2009-2010
Brandon Crawford	2007-2008
Sean Smith	2005-2006
Matt Thayer	2002-2004
Eric Reece	1999-2001
Eric Valent	1996-1998
Travis Boyd	1991-1995
Torey Lovullo	1984-1987
Gary Crabtree	1982
Mike Gallego	1979-1981
4	
Aaron Weimer	2010
Chris Amezquita	2009
Brent Dean	2008
Will Penniall	2003-2007
Khelyn Smith (UAC)	2002
Khelyn Smith	2001
Brennan Burns	1997
Dave Schmidt	1994-1996
Adam Melhuse	1992-1993
David Roberts	1991
Robbie Katzaroff	1987, 1989-1990
David Alarid	1984-1985
Rich Amaral	1982
Chris Smith	1980-1981
Mark Miller	1979
Gary Rasmussen	1977
5	
Tyler Rahmatulla	2009-2010
Brady Dolan	2007-2008
Mike Metzger	2005-2006
Preston Griffin	2001-2004
Ryan Hamill	2000
Jason Green	1996-1999
Scott Seal	1994-1995
Ryan McGuire	1991-1993
Mike Hankins	1988-1990
Brent Brakebill	1983-1985
Julian DeLaTorre	1981-1982
Bob Lockwood	1980
Tim Ammentorp	1977-1979
6	
P.C. Shaw (AC)	2010
Cody Decker	2007-2000
Sean Carpenter	2003-2006
Josh Arhart	2002
Jon Brandt	1999-2001
Eric Byrnes	1995-1998
Jeff Marquez	1994
Gary Hagy	1991
John Giantz	1990
Mike Fyhrie	1988-1989
Gary Gorski	1985
Ken Gaylor (AC)	1980-1984
Tim Bjelland	1978-1979
Jim Auten	1977
7	
Cody Keefer	2010
Gavin Brooks	2007-2009

Cody Decker	2006
Chris Denove	2003-2005
Adam Berry	2001-2002
Chase Utley	2000
Jack Santora	1995-1999
Malcolm Breaux	1994
David Ravitz	1991-1993
Dave Zancanaro	1988-1990
David Dale	1986-1987
Sean Berry	1985
Matt Morrison	1983-1984
Jeff McDonald	1980-1982
Vern Followell	1978-1979
Steve Sakowski	1977
8	
Matt Drummond	2007-2010
Brandon Crawford	2006
Kevin Conlin	2002-2005
Matt Pearl	1999-2001
Al Thielemann	1997-1998
Tom Jacquez	1995-1996
Tony Carasco	1992-1994
David Ravitz	1989-1990
Mike Hankins	1987
Gary Berman	1986
John Barry	1985
Vince Lopez	1984
Brent Brakebill	1982
Greg Norman	1980-1981
Mark Miller	1979
Mobil Cox	1977-1978
9	
Blair Dunlap	2007-2010
Brian Schroeder	2004-2006
Gary Adcock (AC)	2002-2003
Randall Shelley	1999-2001
Jon Brandt	1998
Chad Matoian	1994-1997
John Myrow	1991-1993
Brian Schwartz	1986-1990
Chuck Yaeger	1982-1984
Ken Trammell	1979-1981
Matt Odeski	1977-1978
10	
Steve Pearce (AC)	2009-2010
Corey Ashner	2007
Parker Hanks	2005
Brandon Averill	2004
Doug Silva	2002-2003
Josh Arhart	2001
Rob Henkel	1997-2000
Mike Seal	1995
David Roberts	1992-1994
Chris Lohman	1991
Tony Darden	1989-1990
Dave Tokheim	1988
Mike Ephraim	1986-1987
Vince Lopez	1985
Michael Alexander	1984
Mike Young	1983
Rick Krikorian	1981-1982
Don Slaught	1979-1980
Phil Varner	1977
11	
Trevor Brown	2010
Trevor Bauer	2009
Alden Carrithers	2007-2008
David Huff	2006
Brian Green (AC)	2005
Vince Beringhele (AC)	1995-2004
Mike Mitchell	1992-1994
Kevin Webb	1990-1991
Scott Cline	1988-1989
Steve Stowell	1984-1987
Vince Beringhele	1981-1983
Dave Will	1979-1980
Raymond Townsend	1977-1978
12	
Gerrit Cole	2009-2010
Ryan Babineau	2006-2008
Kris Kasarjian	2005
Mike Svetlic	2004
Ryan McCarthy	2002-2003
Paul Diaz	1999-2001
Gabe Crecion	1997-1998
Kamau Edwards	1996
Vince Beringhele (AC)	1992-1994
Joel Wolfe	1989-1991
Scott St. John	1986-1987
Gary Berman	1985

Rich Amaral	1983
Tim Gudim	1981-1982
Roger Lang	1979-1980
Kelly Combs	1977
13	
Gary Adams (HC)	1977-2004
14	
Dean Espy	2010
Casey Haerther	2007-2009
Eric Taylor, Jr.	2005-2006
Wes Whisler	2002-2004
Doug Silva	2001
Brian Baron	1999-2000
Royce Valent (UAC)	1998
Royce Valent	1996-1997
Kamau Edwards	1994-1995
Dave Stoll	1991
Chris Lohman	1990
Bob Allen	1988-1989
Tony Scruggs	1987
Dana Ridenour	1984-1986
Matt Morrison	1982
Robin Coates	1981
Ron Cummings	1980
Gary Ervin	1978-1979
Louis Rodriguez	1977
15	
Justin Uribe	2007-2010
Paul Oseguera	2005-2006
Sean Smith	2004
Chris Cordeiro	2003
Nick Lyon	1998-2002
Matt Walker	1997
Tim DeCinces	1993-1996
Michael Moore	1990-1992
John Dishon	1988
Tony Scruggs	1986
Pete Beall	1981-1984
Todd Gauntlett	1980
Jim Auten	1978-1979
Mike Ortega	1977
16	
Alex Weber-Shapiro	2009
Brett Krill	2008
Brent Dean	2007
Corey Ashner	2006
Daniel Reid	2005
Sean Smith	2004
Daniel Reid	2003
Jason Green (AC)	2002
Shane Miranda	2000-2001
Dan Keller	1998-1999
Rob Schult	1995-1997
John Ellis	1993-1994
Chris Lillich (UAC)	1989-1990
Jeff Osborn	1985-1988
Jim Ramsey	1984
Tom Baine	1983
Steve Bono	1982
Phil Mack	1981
Tim Leary	1977-1979
17	
Dennis Holt	2010
P.C. Shaw (AC)	2007-2009
Josh Roenicke	2005-2006
Daniel Reid	2004
Mike Kunes	2000-2003
Derek Fowler	1997-1998
Nick Dieter	1996
Brian Stephenson	1994
Matt Schwenke	1991-1993
Tip Lefebvre (AC)	1987-1990
Scott Cline	1986
Chip Graham	1984
David Alarid	1982-1983
David Montanari	1981
Dan Gausepohl	1978-1979
Ron Roenicke	1977
18	
Cody Regis	2010
Gino Aielli	2009
Mickey Weissner	2007-2008
Anthony Norman	2004-2006
Jeff Abney	2002-2003
Scott Arrasmith	2000
Rich Hofman	1999
Casey Cloud	1998
Allen Jerkens	1995-1996
Mike Jaramillo	1994
Tim Kubinski	1991-1993

Mannie Adams	1988-1990
Randy Hennis	1985-1987
Steve Hisey	1984
Scott Nolind	1980
Dave Schmidt	1977
19	
Eddie Murray	2006-2009
Matt Sharp	2003-2005
Mike Davern	2001-2002
Chad Cislak	1998-2000
Mike Hymes	1997
Derek Fowler	1996
Anthony Kuehnert	1991-1994
Paul Ellis	1988-1990
Eric Nolte	1985
Jeff Hirsch	1984
Dan Bridges (AC)	1982
Pat Clements	1981
Loren Drake	1980
Matt Young	1979
John Violette	1977-1978
20	
Jeff Gelalich	2010
Raul Duran	2007-2009
Brett McMillan	2003-2006
Jason Green (AC)	2001
Charles Merricks	1999-2000
Matt Klein	1996-1998
Derek Tamburro	1993-1994
Robert Hinds	1990-1991
David Keating	1988-1989
Guy Hansen (AC)	1986
Neal Newsns	1985
John Nero	1984
Tony Perri	1982
Neal Marder	1981
Mike Gerakos (AC)	1977-1980
21	
Chris Giovinazzo	2010
Tim Schlatter	2008-09
Nolan Rouse	2005-2007
Kyle Wilson	2002-2004
Josh Karp	1999-2001
Brian Kriss	1998
Glenn Thompkins	1997
John Lukin	1996
Jeff Huberts	1995
Gary Adcock (UAC)	1994
Gary Adcock	1992-1993
Mike Fyhrie	1990-1991
Charlie Fiacco	1986-1989
Guy Hansen (AC)	1985
Shane Mack	1982-1984
Andy Center	1981
Jim Thomas	1979-1980
Floyd Chiffer	1977-1978
22	
John Savage (HC)	2005-2010
Casey Janssen	2001-2004
Rich Hofman	2000
Brian Strelitz	1999
Brett Nista	1995-1998
Brian Criss	1992
David Tokheim	1989-1991
Robbie Katzaroff	1988
Bobby Holley	1986-1987
Daniel Sullivan	1984
Pat Clements	1982-1983
Paul Conley	1981
Reggie West	1980
Ron Cummings	1979
Brian Viselli	1977
23	
Dan Klein	2008-2010
Tyson Brummett	2007
Pat Shine (AC)	2006
Adam Simon	2003-2005
Casey Grzecka	2001-2002
Aldo Pinto	1997-2000
Kevin Sheredy	1996
Brett Schafer	1993-1995
Dave Stoll	1992
Don Tamburro (AC)	1989-1990
Tim Byrne	1988
Alex Sanchez	1985-1987
Lindsay Meggs	1981-1984
Jim Thomas	1977-1978
24	
Brett Krill	2009-2010
Tim Murphy	2006-2008

JERSEY NUMBER HISTORY (since 1977)

Pat Shine (AC)	2005
John Violette	2004
Christian Lewis	2000-2003
Michael Hymes	1998-1999
Brian Criss (AC)	1996-1997
Jason Green	1995
Jeffrey Hale	1991-1992
Derek Vaughn	1989-1990
Tim Lindsay	1987
John Joslyn	1985-1986
Ken Bloom	1983-1984
Brian Graham	1979-1982
John Peel	1978
Robbie Henderson	1977

25

Beau Amaral	2010
Charles Brewer	2007-2009
Garett White	2003-2006
Daniel Reid	2002
Ryan Cheo	2001
Ryan Carter	1998-2000
Troy Glaus	1995-1997
Dave Dieter	1993-1994
David Schultz	1991
Shawn Wills	1990
Joe James	1988
Craig Good	1986
Jeff Hirsch	1985
Chris Krug (AC)	1977, 1980-1984
Craig Johnson	1978

26

Jordan Haver	2007-2010
Blair Dunlap	2006
Jonathan Medici	2004-2005
Josh Roenicke	2003
Freddie Mitchell	2000
Kurt Birkins	1999
Nick Theodorou	1995-1998
Chris Lohman	1993-1994
Derek Tamburro	1990-1991
Mike Kerber	1989
Eric Karros	1986-1988
Scott Kershaw	1985
Andy Naworski	1984
Joe Smalls	1982
Dave Schmidt	1978-1979
Dave Rucker	1977

27

Rob Rasmussen	2008-2010
Tim Stewart	2006-2007
Jarrad Page	2004
Warren Trott	2000-2003
Chase Utley	1998-1999
Michael Caravelli	1993-1994, 1997
Brett Schafer	1992
Zac Reeder	1989-1991
Scott Cline	1987
Rich Smith	1985-1986
Bruce Elkins	1984
Mark Wiede	1981-1982
Andy Center	1979-1980
Eric Broersma	1978
Ray Tromba	1977

28

Rick Vanderhook (AC)	2009-2010
Marc Navarro	2008
Brant Rustich	2004-2007
Kevin Jerkens	2000-2003
Matt Pearl	1998
Jim Parque	1995-1997
Ryan Berry	1994
Kurt Schwengel	1990-1993
Chris Pritchett	1989
Bob Allen	1987
Jim Ramsey	1986
David Bond	1984-1985
Doug Cole	1981-1982
Tim Page	1979-1980
John Peel	1977

29

Brent Dean (UAC)	2009
Jeff Rapoport	2007-2008
Chris Jensen	2002-2006
Matt Thayer	2001
Ryan McCann	2000
Freddie Mitchell	1998
Sam Brownell	1996-1997
Josh Morton	1995
Scott Berger	1994
Adam Schulhofer	1989-1992

Steve Hisey	1985-197
Eric Nolte	1984
Altie Schmitt	1982
Chuck Yaeger	1981
Dave Montanari	1978-1980
Tim Bjelland	1977

30

Marc Navarro	2009-2010
Hector Ambriz	2004-2006
Mike Castillo	2002-2003
Tyler Dersom	2000
Justin Alumbaugh	1999
Charles Merricks	1998
Mike Jaramillo	1996-1997
Gar Vallone	1992-1995
Scott Schanz	1998-1990
Andy Naworski	1985
Chris Schultz	1983-1984
Bob Larimer	1981-1982
Barry Silver	1980
Dave Baker	1977, 1979

31

Matt Grace	2009-2010
Matt Jones (AC)	2005-2008
Kyle Mowery	2002-2004
Josh Canales	2000-2001
Sam Madrid	1997
Robin Dreizler (AC)	1991-1995
John Sutherland	1987-1990
Dennis Delany (AC)	1985
Neal News	1984
Tom Harmon	1983
Kip Long	1979-1980
Dennis Delany	1977-1978

32

Chase Brewer	2009
Matt Grace	2008
Andy Suiter	2007
Sam Ray	2004-2006
Hector Ambriz	2003
Ryan Rasmussen	2001-2002
Garrett Atkins	1998-2000
Jon Heinrichs	1995-1997
Jon Van Zandt	1993
Tim Lindsay	1989-1991
Keith Shibata	1985-1987
Bob Larimer	1983-1984
Colin Ward	1981-1982
Pat Dodson	1979-1980
Tim O'Neill	1977-1978

33

Erik Goeddel	2008-2010
Sam Ray	2007
Scott Botterman	2003-2006
Rashad Parker	2001-2002
Justin Wade	2000
Ryan Roques	1998-1999
Dan Keller	1996-1997
Bobby Kazmirski	1993-1995
John Dolak	1987-1990
Dick Foreman (AC)	1979, 1981
Larry Silver	1977

34

Chase Brewer	2010
Brendan Lafferty	2005-2009
David Johnson	2003-2004
Wade Clark	1999-2002
Tony Righetti	1997-1998
Ryan Lynch	1994-1996
Kris Schwengel	1990-1993
Chris Spears	1988
Tim Gudim	1980
Doug LaValley	1977

35

Mitchell Beacom	2008-2010
Jason Zinser	2005-2007
David Johnson	2002
Brian Baron	2001
Adam Berry	1998-2000
Rick Heineman	1992-1996
Mike Lewis	1988-1991
Bill Haselman	1985-1987
Jeff Pries	1982-1984
Herb Fauland	1979-1980
David Will	1977-1978

36

Dustin Quist	2006-2009
Nick Palchikoff	2005
Brandon Averill	2001-2003

Forrest Johnson	1998-2000
Ryan O'Toole	1994-1997
Pete Janicki	1990-1992
Kevin Webb	1989
Eric Bates	1988
Jeff Conine	1985-1987
Mike Young	1982
Eric Broersma	1980-1981
Craig Johnson	1977

37

Andy Suiter	2006
Aaron Markel	2003-2005
Matt Sharp	2001-2002
John Phillips	1994-1998
Jeff Howatt	1993
Shawn Wills	1991-1992
Tom Szymanski	1989-1990
Todd Zeile	1984-1986
Mike Burkland	1982-1983
Gary Fradella	1980
Scott Bollens	1977-1979

38

Garett Claypool	2007-2010
Tim Baker	2005
Chris Denove	2002
Khelyn Smith	1998
Casey Cloud	1997
David Bourne	1994
Mike Eby	1991
Michael Vdovkin	1990
Bobby Holley	1988
Bob Hamelin	1987
Mitch Miller (AC)	1984
Bob Westland	1981-1983
Matt Young	1980

39

Tyson Brummett	2006
Christian Lewis	1999
Nick St. George	1994-1997
Ian Calip	1990-1991
Dave Gorrie (AC)	1989
Bill Wennick	1984-1987
Tom Grinstead	1982

40

Ryan Deeter	2010
Jason Novak	2006-2009
Tyler Dersom	1998-1999
Brandon Rogers	1997
Bill Craig	1992-1994
Vince Beringhele (AC)	1990-1991
Mike Magnante	1987-1988
Scott Marsh	1984-1985
Colin Morisako	1982

41

Brandon Lodge	2008
Kevin Brophy	2004-2007
Warren Trott	1999
Darren Chandler	1996
Seth Bean	1994
Michael Caravelli	1992

42

Ryan Reightley	1996-1997
John Mitchell	1994

43

Niko Gallego	2008
Robert Dickmann	2006
Jim Hemming	1999-2001
Billy Pieper	1997
Dan Kramer	1993-1994

44

Matt Mosher	2010
Gabe Cohen	2007-2009
Daniel Miltenberger	2004-2006
Bill Scott	1998-2000
Benny Craig	1994-1996
Jamie Nelson (AC)	1993
Don Tamburro (AC)	1991-1992

45

Brady Dolan	2006
Billy Susdorf	2002-2004
Edward Jung	2000
Ryan Roques	1997
Jon Cannon	1994
Sal Moreno	1992-1993
Brian Criss	1991

46

Jeff Howatt	1994-1995
Gabe Sollecito	1992-1993
John Winnek	1991

47

Trevor Bauer	2010
Leandro Dottavio	2005
Cody Joyce	1998-1999
Scott Fitterer	1994
Jim Bonds	1991-1992

48

Scott Griggs	2010
Matt Mosher	2009
Paul Diaz	1998
Doug Jarvis	1994

49

Chris Giovinnazzo	2008-09
Brent Concolino	2006
Cassidy Olson	1994-1998

50

Gino Aielli	2008
Paul Schmidt	2006-2007
Bryan Beck	2002-2005
Bobby Roe	1998-2001
Nick Theodorou	1994

51

Chris Cordeiro	2001-2002
Ryan Reightley	1998
Jeff Lassiter	1997
Pat Bennett	1994

52

Eric Reece	1998
Jeff Huberts	1994

53

Jake Meyer	1994, 1996-1997
------------	-----------------

54

Tim Leary (AC)	1997-2002, 2004
John Violette	2003

ALL-TIME HITTING STATS (since 1975)

Name	Years	AVG	GP	GS	AB	R	H	2B	3B	HR	RBI	TB	SLG%	BB	HBP	SO	OBP	SF	SH	SB	SBA
Abney, Jeff	2003	.143	21	11	42	4	6	1	0	2	7	13	.310	1	0	15	.159	1	0	0	0
Adams, Mannie	1988-90	.301	147	—	472	81	142	21	5	4	62	185	.392	67	8	53	.393	5	4	12	18
Aielli, Gino	2008-09	.340	49	36	144	24	49	10	0	2	16	65	.451	18	2	29	.418	1	3	5	7
Alarid, David	1982-85	.267	133	—	300	60	80	10	2	7	47	115	.383	61	3	63	.395	1	3	13	22
Alexander, Michael	1984	.179	7	0	39	9	7	4	0	0	7	11	.282	6	0	9	.283	1	0	2	2
Allen, Bob	1987-89	.179	58	—	67	16	12	1	0	4	14	25	.526	2	1	11	.273	0	0	1	1
Amaral, Rich	1982-83	.334	117	115	437	112	146	22	1	5	64	185	.423	103	5	63	.461	6	4	45	61
Ambriz, Hector	2003-06	.311	146	109	367	54	144	26	0	8	62	164	.447	47	14	68	.405	4	4	0	1
Amezquita, Chris	2009	.259	28	13	58	8	15	5	1	1	9	25	.431	7	3	22	.368	0	0	2	3
Ammentorp, Tim	1976-79	.257	101	—	101	14	26	3	0	1	6	32	.317	13	1	18	.348	0	1	0	0
Ammirato, Zak	1993-96	.307	175	—	560	101	172	36	4	14	100	258	.461	85	14	122	.403	13	6	17	30
Arhart, Josh	2001-02	.333	91	83	330	64	110	25	1	10	61	167	.506	31	11	45	.402	6	1	2	5
Ashner, Corey	2007	.071	6	4	14	0	1	0	0	0	0	1	.071	0	0	4	.071	0	0	0	0
Atkins, Garrett	1998-00	.369	180	180	748	180	276	56	4	40	167	460	.615	84	6	78	.433	7	5	5	7
Auten, Jim	1976-79	.303	178	—	607	116	184	33	2	38	129	355	.552	76	5	70	.381	8	2	5	5
Averill, Brandon	2001-04	.307	189	154	583	96	179	31	4	27	103	299	.513	48	15	180	.372	4	4	3	8
Babineau, Ryan	2006-08	.260	161	155	534	83	139	23	3	11	87	201	.376	55	11	106	.337	9	18	12	17
Baine, Tom	1983	.304	12	5	23	8	7	2	0	0	3	9	.391	3	0	1	.385	0	0	0	0
Baker, Dave	1975-78	.280	214	—	738	127	207	36	6	34	152	357	.484	98	13	125	.374	1	4	7	11
Baron, Brian	1999-01	.276	112	107	436	66	164	28	1	3	74	203	.466	31	8	45	.420	8	0	2	3
Barry, John	1985	.282	44	—	142	24	40	5	1	0	12	47	.331	10	0	22	.327	1	3	1	2
Batthey, Earl	1976	.275	39	—	109	23	30	2	2	5	28	51	.468	19	3	15	.391	2	1	14	19
Beall, Pete	1981-84	.318	209	200	773	140	246	43	4	20	149	357	.462	106	10	137	.405	5	8	11	17
Berger, Scott	1994	.500	7	—	2	1	1	0	0	0	0	1	.500	1	0	1	.667	0	0	1	1
Beringhele, Vince	1981-83	.319	163	156	576	120	184	31	6	10	94	257	.446	138	6	58	.452	6	6	46	64
Berry, Adam	1999-02	.278	155	128	515	107	143	27	2	31	102	267	.518	57	11	152	.359	4	3	8	11
Berry, Sean	1985	.293	48	—	150	37	44	7	1	3	23	62	.413	19	2	28	.376	2	2	13	17
Berman, Gary	1983-86	.313	158	—	524	85	164	32	5	13	95	263	.502	51	3	61	.373	6	1	3	7
Bielland, Tim	1977-79	.305	52	—	118	26	36	5	0	0	19	41	.347	16	2	17	.386	4	1	1	1
Blesius, Mark	1983	.000	9	1	6	1	0	0	0	0	0	0	.000	2	0	2	.250	0	1	1	1
Bollens, Scott	1977-79	.000	1	—	1	0	0	0	0	0	0	0	.000	0	1	1	.000	0	0	0	0
Bono, Steve	1982	.231	11	2	13	0	3	0	1	0	2	5	.385	2	1	2	.353	1	0	0	0
Boyd, Travis	1992-95	.186	67	—	140	26	26	7	0	1	14	36	.257	14	4	32	.275	2	1	1	2
Brakebill, Brent	1982-85	.264	168	—	473	107	125	27	3	14	77	200	.423	76	6	72	.368	8	8	11	13
Brandt, Jon	1999	.000	75	38	0	1	0	0	0	0	0	0	.000	0	0	0	.000	0	0	0	0
Byrne, Tim	1988	.286	10	—	7	3	2	0	0	0	1	2	.286	1	0	3	.375	0	0	0	0
Byrnes, Eric	1995-98	.331	242	240	984	235	326	75	6	48	203	557	.566	120	18	154	.410	9	18	81	126
Campanella, John	2001	.317	38	18	82	12	26	3	0	3	14	38	.463	14	1	24	.423	0	0	0	0
Canales, Josh	2000-01	.322	105	96	366	72	118	12	1	0	40	132	.361	37	10	63	.399	1	19	18	23
Cano, Hector	1985	.297	60	—	222	42	66	16	5	5	42	107	.482	29	5	41	.388	2	3	3	4
Carpenter, Mike	1978	.343	47	—	178	32	61	7	5	0	16	78	.438	19	2	11	.410	1	2	36	36
Carpenter, Sean	2003-06	.249	98	65	237	45	59	13	1	1	20	77	.325	28	2	49	.331	2	3	10	12
Carrasco, Tony	1993-94	.212	47	—	66	11	14	1	1	0	7	17	.258	11	2	18	.338	1	0	4	7
Carnithers, Alden	2007-08	.364	120	120	456	104	166	32	3	7	79	225	.493	72	22	58	.464	10	6	26	33
Cline, Scott	1986-89	.313	175	—	572	111	179	42	1	25	130	298	.521	104	14	100	.424	10	0	10	17
Cloud, Casey	1997-98	.232	89	65	237	46	55	13	0	3	24	77	.325	42	2	51	.350	2	3	0	1
Coates, Robin	1981	.000	1	0	0	1	0	0	0	0	0	0	.000	0	0	0	.000	0	0	0	0
Cohen, Gabe	2007-09	.233	139	129	488	87	138	23	2	24	93	237	.486	53	11	143	.364	3	3	17	27
Combs, Kelly	1977	.267	21	—	30	6	8	2	0	0	0	10	.333	4	0	7	.353	0	1	0	0
Concolino, Chad	2004	.256	26	25	78	13	20	3	0	2	11	29	.372	16	3	19	.398	1	1	2	4
Conley, Paul	1981	.213	44	39	150	19	32	8	0	4	23	52	.347	14	1	34	.280	3	1	0	1
Conlin, Kevin	2002-03, 2005	.226	62	36	146	19	33	4	0	0	16	37	.253	21	8	36	.352	1	1	3	3
Connors, Steve	1974-75	.310	61	—	200	25	62	14	1	4	38	90	.450	16	—	30	.361	—	—	4	4
Cowan, Ed	1974	.326	19	—	43	2	14	2	1	0	8	18	.419	2	0	10	.356	0	0	2	2
Cox, Mobil	1976-78	.250	145	—	452	60	113	11	3	14	67	172	.381	32	12	57	.312	7	11	9	9
Craig, Benny	1994-96	.174	52	—	86	9	15	2	0	2	11	23	.267	5	1	39	.226	1	0	0	0
Crabtree, Gary	1982	.083	19	14	48	17	4	0	0	0	5	4	.083	23	0	14	.375	1	0	3	5
Crawford, Brandon	2006-08	.319	179	179	722	145	230	44	13	20	136	260	.499	80	10	163	.393	3	12	29	41
Criss, Brian	1991-92	.256	74	—	78	8	20	4	0	0	10	24	.308	20	0	16	.404	1	0	2	2
Curtis, Jermaine	2006-08	.321	147	141	533	110	171	38	6	6	80	239	.448	81	29	71	.431	9	18	15	18
Dallas, Bobby	1975-76	.288	96	—	371	75	107	14	3	12	62	163	.439	75	3	39	.412	0	4	25	38
Dean, Brent	2007-08	.276	35	28	87	12	24	1	0	1	11	28	.322	6	7	22	.359	3	4	2	3
DeCinces, Tim	1994-96	.321	174	—	654	129	210	54	0	37	166	375	.573	96	2	87	.403	13	3	20	31
Decker, Cody	2006-09	.288	91	163	619	118	178	28	0	47	153	347	.561	83	16	172	.382	7	2	5	9
Delaney, Dennis	1975-78	.302	165	—	553	117	167	23	2	28	114	278	.503	74	2	45	.382	7	2	18	20
DeLaTorre, Julian	1981-82	.226	33	16	62	9	14	2	0	1	8	19	.306	7	2	15	.319	1	0	1	2
Denove, Chris	2003-05	.277	151	147	530	77	147	21	2	14	95	214	.404	35	8	93	.327	8	6	3	6
Dieter, Dave	1993-94	.252	58	—	151	17	38	3	0	3	24	50	.331	8	2	23	.291	4	1	0	2
Dodson, Pat	1978-80	.299	110	—	334	76	100	14	1	20	74	176	.527	87	2	83	.442	5	2	6	6
Dolak, John	1987-90	.251	109	—	259	37	65	12	0	8	53	101	.390	34	3	61	.340	4	3	2	4
Dolan, Brady	2006-08	.277	103	57	213	46	59	8	2	3	25	80	.376	18	9	71	.355	2	6	6	8
Dunlap, Blair	2006-09	.284	140	115	464	85	132	28	3	11	64	199	.429	30	7	106	.335	4	12	21	29
Duran, Raul	2008	.182	25	2	22	3	4	0	0	1	4	7	.318	1	0	7	.208	1	0	1	1
Edwards, Kamau	1995-96	.067	14	0	15	2	1	1	0	0	1	2	.133	0	0	7	.063	1	0	0	0
Elkins, Bruce	1984	.300	25	13	50	8	15	3	0	3	9	27	.540	6	1	12	.				

ALL-TIME HITTING STATS (since 1975)

Name	Years	AVG	GP	GS	AB	R	H	2B	3B	HR	RBI	TB	SLG%	BB	HBP	SO	OBP	SF	SH	SB	SBA
Griffin, Preston	2001-04	.267	194	172	640	118	171	27	2	15	95	247	.386	62	38	122	.360	12	9	5	11
Grzecka, Casey	2001-02	.346	71	52	212	30	65	17	0	3	41	91	.429	18	5	37	.371	2	2	2	4
Gudim, Tim	1979-82	.247	87	64	227	29	56	9	1	4	31	79	.348	20	2	45	.311	2	5	3	5
Haerther, Casey	2007-09	.305	147	134	555	88	169	34	1	22	109	271	.488	40	8	94	.359	1	3	18	22
Hagy, Gary	1991	.305	59	--	223	32	68	10	4	9	48	113	.507	17	3	43	.355	5	1	8	12
Hamelin, Bob	1987	.362	51	--	130	37	47	13	0	13	47	99	.762	33	4	43	.491	4	0	10	12
Hamill, Ryan	2000	.246	27	14	61	6	15	8	0	1	13	26	.426	7	0	19	.310	3	0	1	2
Hankins, Mike	1987-90	.278	210	--	670	106	186	27	4	8	108	245	.366	89	10	87	.364	14	13	7	15
Hanks, Parker	2005	.200	9	1	15	1	3	1	0	0	0	4	.267	0	0	6	.200	0	0	0	0
Haselmann, Billy	1986-87	.324	106	--	386	84	125	25	1	20	95	212	.549	37	9	67	.390	6	1	21	27
Heineman, Rick	1996	.000	7	--	1	0	0	0	0	0	0	0	.000	0	0	0	.000	0	0	0	0
Hemming, Jim	2000	.273	35	23	88	16	24	5	0	6	18	47	.534	24	0	26	.429	0	0	0	0
Henderson, Robbie	1975-77	.283	119	--	364	66	103	13	1	12	57	154	.423	50	3	45	.370	5	2	4	7
Henrichs, Jon	1994-1997	.315	209	--	778	187	245	57	8	32	151	414	.532	104	8	103	.396	11	6	52	99
Hill, Dave	1975	.293	26	--	82	13	24	5	1	2	18	37	.451	6	0	8	.341	--	--	0	--
Hinds, Robert	1990-92	.276	134	--	453	95	125	19	4	2	43	158	.349	62	13	87	.377	3	9	38	55
Hisey, Steve	1984-87	.310	188	--	652	137	202	30	6	39	176	361	.554	100	9	141	.404	8	5	12	17
Hofman, Rich	2000	.167	12	0	6	1	1	0	0	1	1	4	.667	1	0	1	.286	0	0	0	0
Holley, Bobby	1986-88	.279	165	--	544	125	152	30	5	1	5	70	.436	108	8	103	.401	9	3	15	21
Hufferd, John	1975	.200	6	--	5	0	1	0	0	0	0	1	.200	1	--	3	.333	--	--	0	--
Hymes, Michael	1997-99	.276	97	29	152	33	42	1	0	0	16	43	.283	16	3	27	.355	1	3	9	11
James, Joe	1988	.300	58	--	203	36	61	11	0	14	47	114	.562	34	5	50	.410	2	0	1	2
Janssen, Casey	2001-04	.225	104	74	138	25	31	4	0	4	20	47	.341	21	4	51	.341	1	1	3	5
Jaramillo, Mike	1996-97	.255	22	13	55	7	14	3	0	1	7	20	.364	3	0	7	.293	0	0	1	2
Jensen, Chris	2002-03, 05-06	.319	152	120	511	90	163	25	0	16	77	236	.462	46	12	72	.385	5	2	3	7
Jerkens, Allen	1996	.000	2	0	1	0	0	0	0	0	0	0	.000	0	0	0	.000	0	0	0	0
Johnson, Craig	1977-78	.323	84	--	251	70	81	12	1	22	62	161	.641	34	4	69	.408	3	0	17	17
Johnson, Forrest	1998-00	.347	91	68	308	72	107	22	5	28	89	223	.724	25	7	53	.406	2	0	4	9
Joslyn, John	1985-86	.358	118	--	402	114	144	38	3	24	95	260	.647	86	3	52	.470	5	2	6	9
Joyce, Cody	1999	.000	1	0	1	0	0	0	0	0	0	0	.000	0	0	0	.000	0	0	0	0
Karros, Eric	1986-88	.365	136	--	532	121	194	38	5	26	123	320	.602	68	9	65	.442	4	0	19	24
Kasarjian, Kris	2005	.222	20	5	36	2	8	1	0	0	4	9	.250	2	1	3	.282	0	0	0	0
Katzaroff, Robbie	1987-90	.306	214	--	821	182	264	35	20	3	99	348	.424	92	15	85	.396	8	8	96	120
Kazmirski, Bobby	1995	.000	17	--	1	0	0	0	0	0	0	0	.000	0	0	0	.000	0	0	0	0
Keating, Dave	1988-89	.259	96	--	266	56	69	10	6	8	35	115	.432	22	7	77	.328	4	2	26	30
Keller, Dan	1998-99	.000	2	0	1	0	0	0	0	0	0	0	.000	0	0	0	.000	0	0	0	0
Kerber, Mike	1989	.500	3	--	2	1	1	1	0	0	1	2	1.000	0	0	1	.500	0	0	0	0
Kiner, Mike	1973-75	.254	108	--	268	28	68	9	1	13	45	118	.440	24	--	47	.316	--	--	2	--
Klein, Matt	1996-98	.000	48	5	1	0	0	0	0	0	0	0	.000	0	0	1	.000	0	0	0	0
Krikorian, Rick	1981-82	.248	64	38	149	25	37	7	0	1	21	47	.315	30	2	15	.373	4	2	2	3
Krill, Brett	2008-09	.237	22	7	38	6	9	2	0	0	2	11	.289	4	2	15	.341	0	2	2	2
Kubinski, Tim	1991-93	.246	89	--	69	13	17	2	1	2	14	27	.391	6	0	10	.307	0	0	1	3
Kuenhert, Anthony	1992-94	.267	22	--	15	2	4	0	0	0	1	4	.267	7	1	5	.522	0	0	0	0
Lafferty, Brendan	2005-08	.000	1	0	1	0	0	0	0	0	0	0	.000	0	0	0	.000	0	0	0	0
Lansdon, Tommy	2005	.269	39	33	104	18	28	4	1	1	8	37	.356	11	5	29	.367	0	5	7	9
Larimer, Bob	1981-84	.278	115	62	248	43	69	16	2	6	47	107	.431	34	0	67	.360	4	0	1	2
LaValley, Doug	1977	.000	2	--	0	1	0	0	0	0	0	0	.000	0	0	0	.000	0	0	0	0
Lewis, Christian	2000-03	.227	86	23	119	23	27	7	1	3	16	45	.378	6	2	32	.276	0	1	1	2
Lewis, Mike	1989-91	.252	74	--	151	19	38	9	2	1	19	54	.358	19	4	37	.351	0	5	0	1
Lockwood, Bob	1980	.100	7	--	10	6	1	1	0	0	1	2	.200	2	0	2	.250	0	0	2	2
Lohman, Chris	1991-93	.280	163	--	410	61	115	21	0	12	87	172	.420	71	4	102	.389	3	2	8	11
Lopez, Andy	1974-75	.267	77	--	180	30	48	8	1	0	13	58	.322	37	--	29	.392	--	--	2	2
Lopez, Vince	1983, 1985	.278	86	--	281	49	78	17	2	4	49	111	.395	49	6	53	.391	4	4	7	12
Lovullo, Torey	1984-87	.311	240	--	856	211	266	45	6	51	188	476	.556	180	4	94	.429	10	18	15	23
Lynch, Ryan	1995	1.000	20	12	1	0	1	1	0	0	0	2	2.000	0	0	0	1.000	0	0	0	0
Lyon, Nick	1998-2000, 2002	.286	138	88	336	74	96	20	3	16	66	170	.506	43	14	101	.384	5	5	10	12
Mack, Shane	1982-84	.361	159	153	606	158	219	38	10	29	142	364	.601	81	9	77	.438	9	1	44	55
Marder, Neal	1981	.176	14	3	17	4	3	1	0	0	0	4	.235	3	0	3	.300	0	0	0	0
Markel, Aaron	2003-05	.208	31	11	53	6	11	5	0	0	6	16	.302	1	1	19	.236	0	2	0	0
Marquez, Jeff	1994	.000	13	--	1	4	0	0	0	0	0	0	.000	0	0	1	.000	0	0	0	1
Matoian, Chad	1994-1997	.280	165	--	517	85	145	29	0	3	74	183	.354	40	9	52	.340	4	9	5	10
McCarthy, Ryan	2002-04	.276	165	160	606	100	167	31	1	22	107	266	.439	59	8	114	.344	8	7	10	11
McGuire, Ryan	1991-93	.339	174	--	590	157	200	43	2	47	182	388	.658	135	7	108	.462	9	1	30	37
McMillan, Brett	2003-06	.276	213	193	738	122	204	37	5	27	129	332	.450	81	15	158	.355	10	8	2	7
Medici, Jonathan	2004-05	.200	12	0	5	5	1	0	0	0	0	1	.200	0	0	2	.200	0	0	0	0
Meggs, Lindsey	1981-84	.290	222	218	815	158	236	49	3	29	168	378	.464	125	19	84	.393	8	5	12	19
Melhuse, Adam	1992-93	.303	123	--	478	107	145	29	5	20	91	244	.510	81	2	80	.401	7	0	14	23
Merricks, Charles	1998-00	.267	109	100	359	60	96	14	0	3	49	119	.331	44	10	71	.360	4	9	0	4
Metzger, Mike	2005-06	.204	62	23	98	14	20	2	0	1	15	25	.255	8	3	31	.284	0	2	3	7
Miller, Mark	1978-79	.233	34	--	30	10	7	0	0	1	2	10	.333	4	0	5	.314	1	0	6	6
Miranda, Shane	2000-01	.105	17	1	19	2	2	1	0	0	2	3	.158	3	0	7	.227	0	0	0	0
Mitchell, Freddie	2000	.235	26	3	17	5	4	1	0	0	1	5	.294	2	1	8	.350	0	0	1	2
Mitchell, Mike	1992-94	.333	163	--	582	114	194	45	1	36	135	349	.600	84	7	86	.421	4	0	3	5
Montanari, David	1978-81	.318	150	54	466	83	148	29	5	7	83	208	.446	44	3	42	.374	8	2	13	21
Moore, Mike	1990-92	.318	124	--	400	106	127	18	4	19	76	210	.525	57	9	127	.412	3	0	41	49
Morris, Dave	1974-75	.227	60	--	128	23	29	2	0	5	22	46	.359								

ALL-TIME HITTING STATS (since 1975)

Name	Years	AVG	GP	GS	AB	R	H	2B	3B	HR	RBI	TB	SLG%	BB	HBP	SO	OBP	SF	SH	SB	SBA
Parker, Rashad	2001-02	.268	41	34	127	24	34	5	1	4	17	53	.417	11	7	33	.359	0	8	7	9
Parma, Tom	1973-76	.189	76	—	95	30	18	3	0	0	13	21	.221	10	—	17	.267	—	—	—	—
Pearl, Matt	1998-01	.310	161	118	522	107	162	28	2	11	89	227	.435	78	12	93	.408	5	4	10	18
Penniall, Dave	1975-76	.293	101	—	396	94	116	19	3	8	50	165	.417	51	2	51	.372	5	2	48	53
Penniall, Will	2004-07	.276	137	98	406	55	112	20	3	5	43	153	.377	31	6	67	.334	3	12	20	29
Perri, Tony	1981-83	.257	68	50	191	29	49	8	1	5	41	74	.387	33	1	43	.366	2	0	1	1
Peterson, Curt	1975	.285	45	—	144	21	41	13	0	4	18	66	.458	16	0	23	.356	0	0	0	0
Phillips, John	1998	.000	4	3	1	0	0	0	0	0	0	0	.000	0	0	0	.000	0	0	0	0
Pieper, Billy	1997	.091	9	1	11	0	1	0	0	1	1	.091	1	0	3	.167	0	0	0	0	
Pinto, Aldo	1997-00	.272	131	63	276	44	75	16	1	4	38	105	.380	40	2	33	.364	3	3	0	3
Pritchett, Chris	1989-91	.341	150	—	560	130	191	27	1	31	129	313	.559	61	5	90	.406	7	0	9	12
Quist, Dustin	2007-09	.212	32	3	33	5	7	2	0	0	4	9	.273	5	3	15	.366	0	2	1	1
Rahmatulla, Tyler	2009	.222	35	23	90	13	20	2	0	0	8	22	.244	12	5	19	.346	0	1	2	3
Rasmussen, Gary	1977	.254	53	—	177	18	45	3	1	3	23	59	.333	16	3	23	.325	1	2	2	2
Rasmussen, Ryan	2001-02	.281	72	68	267	57	75	9	2	1	24	91	.341	22	5	29	.338	8	1	21	23
Ravitz, David	1989-93	.271	191	—	535	94	145	33	0	7	61	199	.372	56	10	64	.344	13	15	8	18
Ray, Sam	2004-07	.182	17	0	11	0	2	0	0	0	1	2	.182	0	0	0	.167	1	0	0	0
Reece, Eric	1998-01	.277	138	106	437	77	121	21	3	15	85	193	.442	41	6	88	.344	5	2	4	9
Ridenour, Dana	1985	.000	1	—	1	0	0	0	0	0	0	0	0	0	0	1	.000	0	0	0	0
Roberts, David	1991-94	.325	190	—	744	177	242	35	10	8	82	321	.431	128	10	87	.426	10	8	109	143
Rodriguez, Steve	2009	.179	38	34	95	14	17	2	0	2	10	25	.263	12	3	15	.291	0	8	1	1
Roenicke, Josh	2003-06	.262	123	81	313	37	82	14	1	1	45	101	.323	23	3	61	.317	2	7	3	9
Roenicke, Ron	1977	.284	52	—	197	36	56	8	2	9	40	95	.482	35	0	27	.391	1	1	9	9
Rogers, Brandon	1997	.333	5	0	6	1	2	1	0	0	1	3	.500	0	0	3	.333	0	0	0	0
Roques, Ryan	1997-98	.125	48	0	24	15	3	0	0	1	3	6	.250	1	0	11	.160	0	0	5	10
Rouse, Nolan	2005-07	.138	58	30	87	10	12	4	0	0	7	16	.184	11	4	24	.260	2	8	0	2
Rustich, Brant	2004-05	.222	31	2	9	0	2	0	0	0	0	2	.222	0	1	5	.300	0	0	0	0
Sakowski, Steve	1977-80	.196	48	—	51	14	10	4	1	0	6	16	.314	7	0	22	.293	0	2	1	1
Sanchez, Alex	1985-86	.319	26	—	72	15	23	3	2	2	16	36	.500	5	0	9	.354	2	0	5	7
Santora, Jack	1995-99	.281	194	170	694	140	195	22	5	10	75	257	.370	103	8	119	.376	8	22	19	30
Schafer, Brett	1993-95	.276	108	—	351	76	97	14	1	4	39	125	.356	56	9	56	.388	1	12	32	39
Schleppenbach, Dave	1974-75	.125	8	—	8	1	1	0	0	0	0	1	.125	0	—	4	.125	—	—	0	—
Schmitt, Altie	1982	.250	4	0	4	1	1	1	0	0	0	2	.500	0	0	1	.250	0	0	0	1
Schulhofer, Adam	1990-92	.330	67	—	103	21	34	4	2	3	27	51	.495	7	0	33	.363	3	0	4	5
Schult, Rob	1996-97	.209	36	6	43	7	9	4	1	1	5	18	.419	3	1	19	.271	1	0	0	0
Schulz, Chris	1983-84	.294	60	43	163	25	48	9	0	1	20	60	.368	18	1	13	.368	0	3	0	1
Schwartz, Brian	1987-90	.257	61	—	101	18	26	5	0	4	15	43	.426	17	1	29	.367	1	1	1	1
Schwenke, Matt	1991-93	.226	172	—	478	58	108	19	0	8	68	151	.316	61	19	154	.336	2	10	3	13
Scott, Bill	1998-00	.392	151	140	576	155	226	47	3	53	173	438	.760	75	6	109	.462	7	1	2	8
Scruggs, Tony	1986-87	.332	90	—	289	68	96	20	3	8	46	146	.505	31	3	56	.398	4	0	10	14
Seal, Mike	1995	.268	49	38	164	22	44	12	3	1	23	65	.396	10	4	14	.322	2	1	1	2
Seal, Scott	1994-95	.151	39	—	73	9	11	3	0	1	8	17	.233	8	2	29	.253	0	0	0	1
Sharp, Matt	2002-05	.225	66	24	111	15	25	4	1	1	4	34	.306	18	3	24	.348	0	0	1	2
Shelley, Randall	1999-01	.258	139	115	418	80	108	25	1	11	53	168	.402	55	19	120	.366	5	6	4	8
Silver, Larry	1976-77	.262	95	—	271	52	71	11	4	10	47	120	.443	36	5	45	.357	2	3	14	16
Simon, Adam	2003	.091	33	9	33	4	3	0	0	0	3	3	.091	2	0	8	.143	0	1	0	0
Slaught, Don	1978-80	.342	110	—	392	67	134	24	4	11	80	199	.508	38	4	25	.399	7	3	16	16
Smith, Chris	1980-81	.308	104	51	325	75	100	11	1	0	20	113	.348	95	4	29	.469	0	6	40	49
Smith, Khelyn	1999-00	.000	7	0	0	1	0	0	0	0	0	0	.000	0	0	0	.000	0	0	0	0
Smith, Richard	1985	.235	20	—	34	6	8	1	0	1	6	12	.353	2	0	9	.278	0	0	0	0
Smith, Sean	2004-06	.283	77	72	254	45	72	24	1	6	42	116	.457	26	16	34	.380	4	5	1	3
Spitt, Steve	1976	.267	7	—	15	2	4	2	0	1	5	9	.600	0	0	4	.267	0	0	0	0
St. John, Scott	1986-87	.229	32	—	35	8	8	1	0	1	10	12	.343	6	0	11	.318	3	0	1	1
Stewart, Tim	2006-07	.255	82	67	235	36	60	16	1	9	42	105	.447	28	18	46	.375	2	0	1	3
Stowell, Steve	1984-87	.287	169	—	436	100	125	33	2	12	81	198	.454	80	19	81	.416	4	4	15	19
Sullivan, Daniel	1984	.300	60	57	220	32	66	20	1	5	42	103	.468	26	2	18	.378	1	1	0	0
Susdorf, Billy	2002-04	.318	127	103	415	73	132	31	0	15	75	208	.501	36	4	64	.377	1	4	12	17
Svetic, Mike	2004	.258	60	54	198	35	51	8	0	0	23	59	.298	27	5	47	.359	1	11	5	8
Szymanski, Tom	1989-90	.268	38	—	71	11	19	1	1	0	7	22	.310	6	0	25	.325	0	1	1	3
Tamburro, Dave	1990-91, 1993	.205	33	—	44	5	9	2	0	1	9	14	.318	2	1	17	.255	0	0	1	1
Taylor, Jr., Eric	2005-06	.264	73	51	182	24	48	7	3	4	26	73	.401	18	4	40	.340	2	5	9	11
Thayer, Matt	2002-04	.298	172	146	544	117	162	27	6	10	82	231	.425	83	14	120	.399	8	8	27	37
Theodorou, Nick	1995-98	.339	174	142	511	140	173	40	3	9	93	246	.481	128	8	116	.475	3	8	32	61
Thomas, Jim	1978-80	.263	97	—	251	44	66	12	4	9	41	113	.450	53	1	60	.391	2	1	2	2
Tokheim, Dave	1988-91	.310	195	—	677	115	210	35	7	15	99	304	.449	76	4	83	.379	8	5	50	67
Townsend, Raymond	1976-78	.319	75	—	270	43	86	14	1	0	29	102	.378	16	0	18	.352	4	5	6	8
Trammell, Ken	1979-81	.297	74	6	158	47	47	2	2	1	19	56	.354	29	2	16	.411	1	2	14	14
Trott, Warren	2000-03	.314	87	48	191	38	60	13	2	3	21	86	.450	22	6	42	.402	0	2	3	4
Uribe, Justin	2007-09	.300	109	91	327	60	98	23	2	5	49	140	.428	50	18	52	.416	4	6	3	8
Utley, Chase	1998-00	.342	179	170	748	182	256	41	4	53	174	464	.620	65	16	122	.403	7	3	21	40
Valent, Eric	1996-98	.323	188	186	722	199	233	38	4	69	219	486	.673	108	9	116	.413	8	8	13	26
Valent, Royce	1996-97	.120	28	1	25	1	3	1	0	0	3	4	.160	3	1	7	.233	1	0	0	0
Vallone, Gar	1992-95	.284	187	—	617	111	175	37	3	11	113	251	.407	107	9	134	.394	5	15	11	18
Varner, Phil	1977	.145	22	—	55	2	8	3	0	0	3	11	.200	1	1	5	.172	1	0	0	0
Vaughn, Derek	1989	.231	16	—	13	3	3	2	0	0	1	5	.385	2	0	4	.333	0	0	0	0
Vdovkin, Mike	1990	.000	17																		

ALL-TIME PITCHING STATS (since 1975)

Name	Years	ERA	W-L	APP	GS	CG	SV	IP	H	R	ER	BB	SO	OAV	WP	HBP	BK
Adcock, Gary	1992-93	6.22	9-10	34	22	2	1	153.1	163	134	106	101	85	—	18	19	0
Ambriz, Hector	2003-06	4.41	13-21	57	43	4	3	296.0	299	173	145	114	249	.264	30	19	9
Arrasmith, Scott	2000	3.07	0-1	14	0	0	0	14.2	11	5	5	12	13	.212	3	5	0
Avenill, Brandon	2001-02	4.67	0-1	11	2	0	0	17.1	20	11	9	10	16	.282	2	1	2
Bates, Eric	1988	6.62	0-0	9	0	0	0	17.2	21	17	13	6	7	—	2	2	0
Bauer, Trevor	2009	2.99	9-3	20	10	4	2	105.1	85	39	35	27	92	.225	10	9	4
Bean, Seth	1994	6.75	0-0	3	0	0	0	4.0	2	3	3	5	2	—	0	2	0
Beacom, Mitchell	2009	6.00	0-0	8	0	0	1	9.0	15	9	6	4	14	.375	0	3	0
Beck, Bryan	2002-05	5.65	6-16	51	27	2	1	188.0	212	138	118	81	128	.287	7	21	9
Bennett, Pat	1994	0.00	0-0	2	0	0	0	1.1	2	0	0	0	0	—	0	0	0
Blanchi, Steve	1974-76	4.54	19-9	51	14	0	1	244.0	270	164	123	120	152	—	—	—	—
Birkins, Kurt	1999	4.05	0-1	19	0	0	0	20.0	26	17	9	16	18	.317	3	7	0
Bloom, Ken	1983-84	3.35	4-4	53	3	1	7	115.2	110	66	43	55	79	—	9	10	2
Bollens, Scott	1977-79	2.78	13-6	80	0	0	15	148.2	131	60	46	52	97	—	4	3	2
Bond, David	1985	5.13	3-0	15	2	0	1	33.1	37	24	19	18	28	—	6	3	0
Bonds, Jim	1991-92	3.69	2-3	23	3	0	1	46.1	47	33	19	23	37	—	4	4	0
Botterman, Scott	2003-06	6.47	2-3	32	0	0	1	40.1	46	31	29	28	27	.301	5	5	1
Brandt, Jon	1998-01	5.08	21-14	75	38	2	1	296.0	304	219	167	167	265	—	21	33	6
Brewer, Charles	2007-09	4.88	12-10	39	27	0	1	175.1	200	119	95	57	138	.291	5	28	1
Broersma, Eric	1978, 1980-81	3.28	15-12	42	36	5	0	206.0	177	100	75	103	165	—	10	18	3
Brooks, Gavin	2007-09	4.71	12-14	59	33	3	8	218.0	215	148	114	103	196	.262	27	34	1
Brophy, Kevin	2004-07	4.58	6-3	75	0	0	1	76.2	75	53	39	54	64	.257	15	14	1
Brummett, Tyson	2006-07	4.24	16-13	37	33	8	1	235.2	249	130	111	65	194	.280	17	16	9
Burkland, Mike	1982-83	5.75	1-4	28	2	0	2	61.0	71	50	39	40	35	—	5	4	0
Calip, Ian	1991	108.00	0-0	1	0	0	0	0.1	3	4	4	3	1	—	0	0	0
Cannon, Jon	1994	12.00	0-0	3	0	0	0	3.0	4	4	4	3	4	—	0	1	0
Caravelli, Michael	1992-95	6.02	3-6	41	2	0	1	58.1	69	46	39	28	37	—	3	4	0
Carter, Ryan	1998-00	6.79	7-10	61	25	0	5	202.2	226	184	153	136	209	—	31	24	1
Castillo, Mike	2001-03	4.41	3-3	41	2	0	2	51.0	55	30	25	21	35	.279	7	4	2
Center, Andy	1979-81	4.62	10-13	63	13	1	5	167.2	176	112	86	86	92	—	6	11	5
Cislak, Chad	1998-00	7.97	9-16	56	17	0	8	157.0	209	190	139	113	137	—	30	25	0
Clark, Wade	2000-02	6.88	2-4	40	3	0	0	69.1	92	73	53	48	42	.329	8	15	0
Claypool, Garrett	2007-09	3.67	6-4	53	21	0	4	125.0	105	56	51	59	107	.233	9	9	2
Clements, Pat	1981-83	5.78	18-18	66	40	5	0	291.1	327	230	187	186	160	—	30	6	4
Cole, Doug	1980-82	5.60	1-2	18	2	0	2	35.1	43	37	22	31	15	—	2	1	0
Cole, Gernit	2009	3.49	4-8	15	14	1	0	85.0	57	46	33	38	104	.191	12	6	3
Concolino, Brett	2006	4.50	0-0	3	0	0	0	2.0	2	3	1	3	1	.250	0	0	0
Conine, Jeff	1985-87	6.07	5-4	43	16	1	2	121.2	122	106	82	89	66	—	10	8	0
Cordeiro, Chris	2001-03	4.96	4-10	50	15	1	7	143.1	165	93	79	51	96	.287	12	6	5
Cowan, Ed	1974-76	4.10	22-11	53	11	0	1	270.0	263	148	123	153	223	—	—	—	—
Craig, Bill	1992	2.95	3-1	22	2	0	1	39.2	38	17	13	25	26	—	9	2	0
Crawford, Brandon	2008	10.38	1-2	3	0	0	0	4.1	5	5	5	2	5	.263	0	0	0
Crecion, Gabe	1997-98	10.23	2-4	21	9	0	0	44.0	64	57	50	36	33	—	5	5	0
Dale, David	1986-87	6.54	3-2	47	0	0	6	53.2	57	42	39	42	44	—	3	3	0
D'Amico, J.T.	1990	10.80	0-1	2	1	0	0	5.0	7	6	6	5	1	—	0	0	0
Darden, Tony	1989-90	7.96	1-1	20	3	0	0	37.1	40	41	33	36	20	—	6	3	0
Davern, Mike	2001-02	9.34	0-3	22	5	0	0	35.2	52	44	37	27	19	.340	11	2	0
Dersom, Tyler	1998-00	7.51	4-1	51	0	0	0	56.1	60	64	47	57	58	—	6	11	0
Diaz, Paul	1998-01	7.11	7-10	63	19	0	3	152.0	207	126	120	74	86	—	10	10	4
Dickmann, Robert	2006	10.38	0-0	6	0	0	0	4.1	8	5	5	3	1	.421	1	1	1
Dishon, John	1988	5.33	1-0	18	0	0	1	25.1	30	17	15	17	14	—	1	1	0
Drummond, Matt	2007-08	5.83	2-3	26	5	0	3	58.2	58	41	38	39	47	.270	8	10	4
Eby, Mike	1991	9.00	0-0	1	0	0	0	2.0	3	2	2	0	1	—	1	0	0
Ellis, John	1993-94	8.22	0-0	12	1	0	0	15.1	17	14	14	12	20	—	4	14	0
Espinoza, Pat	1975	4.79	5-3	16	—	0	0	35.2	35	22	19	23	36	—	—	—	—
Ervin, Gary	1978-79	3.00	0-0	4	0	0	0	3.0	2	2	1	4	0	—	0	0	0
Fauland, Herb	1979-80	4.28	10-5	55	5	0	11	109.1	127	65	52	40	54	—	2	1	6
Fitterer, Scott	1994	4.76	4-1	15	4	0	2	34.0	38	21	18	15	25	—	1	3	0
Fyhrie, Mike	1988-91	3.79	12-15	67	20	3	10	206.1	214	123	87	89	139	—	10	15	2
Glaus, Troy	1996	18.00	0-0	1	0	0	0	1.0	3	2	2	0	2	—	0	1	0
Good, Craig	1986	24.55	0-1	5	0	0	0	3.2	8	10	10	9	2	—	3	0	0
Gorski, Gary	1985	3.00	0-0	2	0	0	0	3.0	5	1	1	1	3	—	2	0	0
Grace, Matt	2008-09	4.19	4-3	39	6	0	0	73.0	76	47	34	31	52	.267	8	7	1
Hale, Jeff	1991-92	5.91	3-3	31	1	0	1	45.2	61	34	30	16	13	—	4	7	0
Hamill, Ryan	2000	18.00	0-0	1	0	0	0	1.0	2	2	2	0	2	.400	0	0	0
Harmon, Tom	1983	7.15	5-6	18	15	0	0	73.0	98	65	58	36	30	—	8	4	0
Haver, Jordan	2007-09	3.38	0-0	11	0	0	0	13.1	10	6	5	6	8	.222	6	0	0
Heineman, Rick	1993-96	5.74	10-17	62	26	0	1	207.0	262	163	132	113	137	—	20	27	0
Henderson, Robbie	1975-77	13.50	0-0	1	0	0	0	0.2	2	1	1	1	0	—	2	0	0
Henkel, Rob	1997-00	5.56	10-10	55	20	2	2	153.2	153	88	95	77	208	—	18	6	0
Hennis, Randy	1985-87	5.56	19-11	51	37	7	0	238.0	264	176	147	120	150	—	16	16	2
Hirsch, Jeff	1985	4.58	1-1	14	0	0	0	19.2	16	15	10	14	10	—	1	4	0
Howatt, Jeff	1993-95	5.29	3-5	54	5	0	4	97.0	121	70	57	60	63	—	8	11	0
Huberts, Jeff	1995	40.50	0-0	1	0	0	0	0.2	3	3	3	0	0	—	0	0	0
Huff, David	2006	2.98	7-4	16	16	3	0	129.2	121	50	43	27	100	.249	7	6	4
Jacquez, Tom	1995-97	3.48	11-6	37	18	2	0	165.1	157	89	64	54	118	—	7	13	0
Janicki, Pete	1990-92	4.38	23-12	55	44	11	2	324.2	360	214	158	233	215	—	40	22	1
Janssen, Casey	2001-04	4.34	22-15	54	43	2	1	265.1	262	151	128	97	245	.258	18	15	3
Jenkins, Allen	1996	9.82	0-0	2	0	0	0	3.2	5	4	4	5	1	—	0	0	0
Jenkins, Kevin	2000-03	6.53	7-5	77	1	0	7	113.0	160	101	82	40	69	.333	10	15	4
Johnson, David	2002-04	6.24	8-7	55	16	0	2	140.0	161	104	97	73	105	.295	16	13	3
Joslyn, John	1986	12.00	0-0	2	0	0	0	3.0	6	4	4	0	1	—	1	0	0
Karp, Josh	1999-01	4.21	23-7	47	44	0	0	252.0	231	155	118	122	222	.243	28	31	1
Kazmirski, Bobby	1994-95	4.33	2-4	32	4	0	5	68.2	61	37	33	23	56	—	1	5	0
Keating, Dave	1988	13.50	0-1	2	1	0	0	2.2	4	4	4	4	1	—	0	0	0
Keller, Dan	1996-97, 1999	5.16	12-10	50	20	0	2	155.1	183	116	89	82	85	—	3	2	0
Kerber, Mike	1989	0.00	0-0	1	0	0	0	2.1	2	2	0	2	0	—	0	0	0
Kershaw, Scott	1985	4.86	3-2	17	5	0	0	37.0	36	30	20	35	28	—	0	3	0
Klein, Dan	2008	7.64	2-2	7	2	0	0	17.2	28	16	15	3	13	.373	5	6	0

ALL-TIME PITCHING STATS (since 1975)

Name	Years	ERA	W-L	APP	GS	CG	SV	IP	H	R	ER	BB	SO	OAV	WP	HBP	BK
Leary, Tim	1977-79	3.09	21-15	53	40	15	0	306.0	277	149	105	146	258	--	14	13	7
Lewis, Mike	1988-91	4.41	8-8	65	19	2	7	216.1	223	142	106	109	142	--	15	10	1
Lindsay, Tim	1987-91	4.29	18-13	63	46	13	1	302.1	347	213	144	121	161	--	19	27	2
Lizarraga, Bob	1974, 1976	4.77	4-3	36	4	0	4	83.0	89	55	44	45	57	--	--	--	--
Long, Kip	1979	8.66	1-2	11	0	0	0	17.2	23	19	17	20	11	--	1	1	2
Lynch, Ryan	1994-96	6.46	5-9	49	20	0	2	133.2	171	112	96	74	80	--	7	15	0
Lyon, Nick	2000, 2002	12.15	1-0	5	1	0	0	6.2	8	8	8	7	2	.345	0	1	0
Mack, Phil	1981	8.03	0-2	5	0	0	0	12.1	19	13	11	8	7	--	2	0	0
Madrid, Sam	1997	8.10	1-0	4	0	0	0	3.1	2	3	3	3	2	--	0	0	0
Magnante, Mike	1984-88	4.30	22-5	53	25	7	1	203.0	209	121	97	98	142	--	7	14	2
Marsh, Scott	1985	3.20	2-3	18	10	1	0	59.0	48	27	21	39	31	--	5	0	1
McDonald, Jeff	1980-82	5.42	11-10	62	29	4	1	219.0	252	160	132	154	123	--	28	14	4
McGuire, Ryan	1991-93	1.74	4-0	17	1	0	2	31.0	18	6	6	14	34	--	4	1	0
Merricks, Charles	1998, 2000	15.19	0-0	10	0	0	0	10.2	15	22	18	16	8	--	1	2	0
Meyer, Jake	1996-97	3.41	4-5	43	1	0	8	60.2	55	35	23	44	66	--	6	6	0
Miltenberger, Dan	2003-06	6.95	5-4	38	7	0	0	55.2	65	59	43	41	35	.293	10	3	3
Mitchell, John	1993-94	7.19	3-7	41	7	0	0	81.1	85	74	65	54	60	--	6	10	0
Moreno, Sal	1993	5.79	1-0	3	1	0	0	4.2	4	3	3	4	5	--	1	0	0
Morisako, Colin	1982	3.97	0-0	7	0	0	1	11.1	14	8	5	9	3	--	1	1	0
Murphy, Tim	2007-08	4.34	10-10	37	27	3	3	178.1	167	96	86	79	207	.250	10	18	10
Naworski, Andy	1984-85	5.74	4-11	45	10	0	6	105.0	116	87	67	75	72	--	20	12	0
News, Neal	1984-85	5.40	4-4	45	4	0	1	71.2	72	51	43	49	64	--	7	7	1
Nolte, Eric	1984-85	6.86	6-2	30	14	1	0	84.0	85	71	64	75	53	--	3	3	3
Novak, Jason	2006-09	4.98	6-3	86	4	0	4	137.1	138	83	76	63	121	.263	16	8	3
Ortega, Mike	1974-77	7.36	2-2	15	2	0	1	22.0	21	23	18	20	17	--	3	--	2
Oseguera, Paul	2005-06	3.05	4-1	35	3	00	3	62.0	63	23	21	18	60	.272	5	7	2
O'Toole, Ryan	1995-97	4.93	2-3	36	6	0	2	65.2	78	52	36	33	35	--	10	7	0
Page, Tim	1979-80	5.17	4-7	29	17	1	0	94.0	99	57	54	61	47	--	5	3	2
Parque, Jim	1995-97	3.55	25-11	51	50	10	0	334.2	349	172	132	136	319	--	27	15	7
Peterson, Curt	1975-76	3.03	4-6	23	8	0	5	77.1	76	35	26	30	61	--	--	--	--
Phillips, John	1994-98	7.55	8-3	37	16	1	0	101.1	123	97	85	63	84	--	15	8	0
Pifer, Griff	1974-75	5.81	4-7	38	--	--	2	114.2	129	95	74	72	53	--	--	--	--
Pinto, Aldo	1997-98, 2000	3.00	0-1	10	0	0	0	12.0	11	4	4	7	7	--	3	2	0
Pries, Jeff	1982-84	4.83	16-15	55	37	10	4	247.2	282	168	133	123	114	--	20	21	4
Ramsey, Jim	1984, 1986	7.41	3-2	25	4	0	1	54.2	79	49	45	33	27	--	8	6	1
Rasmussen, Rob	2008-09	6.21	4-4	27	8	0	1	62.1	77	48	43	37	59	.312	10	8	0
Reeder, Zac	1988-91	6.39	2-3	37	3	0	3	80.1	113	70	57	27	48	--	4	6	1
Reid, Daniel	2002-04, 2005	11.25	0-0	42	0	0	0	20.0	35	39	25	17	22	.389	2	13	1
Reightley, Ryan	1998	14.90	0-1	14	4	0	0	29.0	63	59	48	15	16	--	2	6	0
Ridenour, Dana	1984-86	4.93	7-11	70	11	1	9	184.1	193	120	101	86	158	--	10	3	2
Righetti, Tony	1997-98	2.72	3-1	24	5	1	0	49.2	47	30	15	34	55	--	5	4	0
Rodriguez, Louis	1977	7.50	0-0	4	0	0	0	6.0	5	7	5	6	3	--	0	0	0
Roe, Bobby	1998-01	5.18	18-14	87	34	0	13	283.1	327	226	163	152	197	--	37	40	2
Roenicke, Josh	2004, 2006	2.93	2-3	19	0	0	4	15.1	14	7	5	9	14	.237	4	2	0
Ross, Brad	1974-76	5.28	10-12	52	4	0	4	167.0	174	114	98	101	119	--	--	--	--
Rucker, Dave	1976-77	3.61	6-3	27	4	0	3	72.1	80	33	29	42	39	--	5	2	0
Rustich, Brant	2004-07	6.10	9-11	72	13	1	10	124.0	148	108	84	75	114	.294	23	20	1
Sanchez, Alex	1985-87	4.98	27-17	73	58	6	1	341.1	338	238	189	212	328	--	22	15	3
Schanz, Scott	1988-90	4.94	10-20	54	39	4	2	253.0	279	182	139	138	177	--	15	22	3
Schmidt, Dave	1977-79	4.00	24-7	46	39	3	0	223.0	218	118	99	117	171	--	14	5	2
Schmidt, Paul	2006-07	6.75	0-2	22	1	0	0	18.2	24	17	14	13	15	.324	3	5	0
Schroeder, Brian	2004-06	4.89	8-10	70	11	1	3	130.2	139	75	71	59	95	.277	6	18	1
Schulhofer, Adam	1989-92	4.04	9-9	50	18	3	4	158.0	142	88	71	99	110	--	14	13	1
Schwengel, Kris	1990-91, 1993	8.12	2-3	26	9	0	1	51.0	70	50	46	24	30	--	4	5	1
Schwengel, Kurt	1990-92	3.72	0-1	10	0	0	0	19.1	23	9	8	8	9	--	0	1	0
Sentlinger, Rick	1974-75	5.05	5-7	24	0	--	0	82.0	93	54	46	54	57	--	--	--	--
Sharp, Matt	2004	0.00	0-0	1	0	0	0	1.1	1	0	0	1	0	.250	0	0	0
Sheredy, Kevin	1996	4.59	4-2	24	4	0	8	49.0	41	37	25	34	55	--	7	8	0
Shibata, Keith	1985-87	5.11	7-4	45	5	1	3	112.2	119	76	64	46	107	--	4	2	1
Simon, Adam	2003-05	6.03	4-11	59	7	0	8	118.0	120	89	79	90	104	.270	8	32	4
Silva, Doug	2001-03	4.47	8-9	57	5	0	8	118.2	119	75	59	56	83	.260	9	13	1
Silver, Barry	1980	3.74	1-1	15	3	0	1	33.2	37	18	14	9	23	.268	2	0	1
Small, Joe	1980, 1982	3.60	2-1	6	3	1	0	25.0	24	10	10	8	9	--	2	0	0
Sollecito, Gabe	1992-93	4.76	5-8	48	6	1	21	92.2	88	43	49	45	51	--	5	18	0
Soroko, Mark	1973-75	3.96	9-5	49	--	--	5	120.1	113	69	53	52	70	--	--	--	--
Spears, Chris	1988	15.12	0-0	8	1	0	0	8.1	17	17	14	9	7	--	3	1	0
St. George, Nick	1994-97	5.23	9-12	60	20	0	1	160.0	207	132	93	65	111	--	13	6	2
Stephenson, Brian	1994	4.97	5-5	15	15	4	0	105.0	106	60	58	49	79	--	2	11	0
Strelitz, Brian	1999	11.15	1-3	15	2	0	0	30.2	52	46	38	12	9	.361	5	5	0
Stoll, Dave	1991-92	6.95	2-1	19	0	0	0	22.0	27	20	17	11	11	--	5	2	0
Stowell, Steve	1986-87	5.73	13-7	38	23	0	0	130.1	169	115	83	98	95	--	10	12	2
Susdorf, Billy	2002	5.40	0-3	14	0	0	3	16.2	14	11	10	9	13	.233	5	1	1
Sutherland, John	1987-90	5.38	15-14	71	30	1	4	229.0	283	178	137	103	141	--	13	23	1
Thielemann, Al	1997-98	11.17	1-1	16	1	0	0	29.0	44	41	36	19	17	--	2	4	0
Trombs, Ray	1977	8.65	0-1	10	0	0	0	26.0	38	30	25	13	15	--	4	3	0
Unibe, Justin	2007-09	7.27	2-1	7	2	0	0	8.2	10	7	7	6	7	.270	2	0	1
Van Zandt, Jon	1993	5.70	7-7	20	15	5	1	113.2	128	80	72	40	70	--	9	5	0
Vdovkin, Mike	1990	4.71	1-2	17	0	0	4	28.2	29	17	15	14	15	--	1	4	0
Ward, Colin	1981-82	5.66	10-11	45	32	3	0	194.0	191	149	122	157	151	--	19	8	1
Wenrick, Bill	1984-87	4.41	10-10	119	7	0	16	192.0	217	114	94	69	132	--	7	12	4
Westland, Bob	1981-83	4.72	10-2	62	2	3	8	116.1	119	80	61	74	84	--	12	9	1
Whisler, Wes	2002-04	4.99	11-14	49	43	4	0	259.2	293	173	144	105	172	.291	13	28	0
White, Garrett	2003-06	9.37	0-0	46	0	0	0	32.2	45	42	34	21	21	.338	8	8	1
Wiede, Mark	1981-82	6.11	1-0	10	0	0	0	17.2	29	17	12	2	9	--	0	0	0
Will, Dave	1980	8.22	0-1	21	1	0	0	38.1	43	47	35	32	29	--	2	0	1
Wills, Shawn	1991	0.00	0-0	2	0	0	0	1.1	1	0	0	1	0	--	1	0	0
Wilson, Kyle	2002-04	5.12	2-2	45	1	0	6	70.1	71	49	40	41	58	.273	8	10	0
Yaeger, Chuck	1981-84	5.01	15-15	111	25	4	7	237.1	304	180	132	124	131	--	15	3	3
Young, Matt	1979-80	3.99	10-7	33	26	6	1	164.2	152	96	73</						

UCLA Baseball Hall of Fame

81 MEMBERS


Bob Adams	Mike Gallego	Rick Pope
Lee Alarid	Rick Ganulin	Art Reichle
Earl Altshuler	Mike Gerakos	Mike Riskas
Rich Amaral	Jack Gifford	Jackie Robinson
Bob Andrews	Sid Gilmore	Gary Robson
Ray Arrington	Brian Graham	Ernie Rodriguez
Jim Auten	Dan Guerrero	Ron Roenicke
Dave Baker	Guy Hansen	Gene "Skip" Rowland
Steve Bailey*	Wayne Harding	Steve Runk
Ted Bashore	Bill Haselman	Gary Sanserino
Bill Bonham	Joe Hicks	Dave Schmidt
Bill Brasher	Alan Hoops	Randy Schwartz
Dr. Bobby Brown	Eric Karros	Frank Schwengel
Joe E. Brown*	Rick Kester	Don Sealy
Judge Lynn "Buc" Compton	Steve Klausen	Don Slaught
Chris Chambliss	Tim Leary	George Stanich
Floyd Chiffer	Andy Lopez	Phil Steinberg
Jim Colletto	Sam Lovullo	Ed Stewart
Jeff Conine	Torey Lovullo	Jack Theriault*
Curt Counts	Shane Mack	Kenny Washington
Mickey Croft	Mike Magnante	David Weiner
Dennis Delaney	Ryan McGuire	Jim York
James Devere*	Glenn Mickens	Matt Young
Pat Dodson	Jack "Moose" Myers	John Zaby
Tim Doerr	Tim O'Neill	Todd Zeile
Vern Followell	Hoyt Pardee	*honorary members
Tebbie Fowler	David Pennial	
Mike Frankovich	Ken Proctor	

Grant-in-aid Donors

Gene and Jackie Autry	Tracy Gifford Jones & Cameron Jones
James E. Brakebill Memorial	Eric Karros
Jim Devere	Tim Leary
Harold and Roslyn Ganulin Memorial	Shane Mack
Rick and Karen Ganulin	Jeff Moorad
Jack Gifford	Arn and Nancy Tellem
Dennis Gilbert	David Weiner
Mary Jo Greenberg (memory of Hank Greenberg)	Bruin Baseball Foundation
Wayne and Dixie Harding	Parent's Fund



Ron Roenicke was drafted by the Los Angeles Dodgers in June 1977.



Shane Mack batted .361 in three seasons (1982-1984) at UCLA.

Bruin Varsity Club

The goal of the Bruin Varsity Club is to recognize and honor all former UCLA varsity student-athletes for their dedication, excellence and contributions made to the success of UCLA Athletics.

Whether your collegiate athletic career ended last season or 60 years ago, whether you live in California or on the other side of the country, you are forever connected to the champions that are UCLA.

Members who pay their annual dues will receive the following Bruin Varsity Club PREMIER benefits and club card:

- Complimentary invitation to all three Bruin Varsity Club annually sponsored events
FALL — Bruin Varsity Club Tailgate Party at the Rose Bowl
WINTER — Bruin Varsity Club Winter Reception
SPRING — Bruin Varsity Club End of the Year Celebration
- One free admission to ALL regularly-scheduled UCLA home football games. The option to purchase up to three additionally priority season tickets normally offered exclusively to donors in the blue section.
- Two annual Olympic Sport Card Passes*
- Bowl Game Ticket Purchasing Opportunities
- Exclusive Bruin Varsity Club annual gift
- Invitation to sport specific reunions, receptions and other special events
- Ticket purchasing opportunities for otherwise limited UCLA sporting events
- Networking opportunities with other fellow Bruin Varsity Club members
- Subscription to the Bruin Blue, a monthly UCLA athletics newsletter

*Excludes admission to men's basketball, NCAA Championships and/or special events.

****For more information please contact the Bruin Varsity Club director at 310-206-4458 or via email at ahall@athletics.ucla.edu****



Bruin Baseball Foundation

The Bruin Baseball Foundation, formerly known as the 10th Player Club, invites you to become a member of this meaningful and worthwhile organization. Your financial support and commitment to the program enables UCLA Baseball to better serve its student-athletes by offering them the best possible facilities and state-of-the-art equipment.

To join the Bruin Baseball Foundation, please call Scott Nelson in the Athletic Development office at (310) 206-3302.

HALL OF FAME — \$5,000+ (Less \$30 Tax-deductible)

- Major League Level benefits plus an opportunity to throw out the first pitch at a 2010 home game

MAJOR LEAGUE — \$1,000-\$4,999 (Less \$30 Tax-deductible)

- Triple-A Level benefits plus an opportunity to have your son/daughter serve as batboy for one game

Triple-A — \$500-\$999 (Less \$30 Tax-deductible)

- Double-A Level benefits plus one team t-shirt and cap

Double-A — \$250-\$499 (100% Tax-deductible)

- Single-A level benefits, plus two Olympic Sports Cards* and one media guide

Single-A — \$100-\$249 (100% Tax-deductible)

- Periodic e-mail updates, monthly Bruin Blue newspaper, invitations to baseball social and banquet

All Bruin Baseball foundation members will receive a coaches newsletter, the monthly Bruin Blue newspaper and invitations to UCLA baseball's social and banquet events.

*Excludes admission to men's basketball, NCAA Championships and/or special events.

ALL-TIME LETTERWINNERS

CAREER STATS

Hitters: Batting Average, Home Runs, RBI, R = Runs Scored, SB = Stolen
Bases: Pitchers: W-L, ERA, Strikeouts; S = Saves
NA = Stats Not Available; (bold indiates current player)

A		
Abney, Jeff, C	'03	143, 2, 7
Adams, Bob, 3B	'70-'73	.315, 23, 140, 131R
Adams, Gary, INF	'59-'60, '62	N/A
Adams, Gene, INF	'59-'61	N/A
Adams, Mannie, INF	'88-'90	.301, 4, 62
Adcock, Gary, P	'92-'93	9-10, 1S, 6.22, 85K
Aielli, Gino, C/INF	'08-'09	.340, 2, 16, 24R, 56B
Alarid, David, OF	'82-'85	267, 7, 47
Alexander, Michael, OF	'84	.179, 0, 7
Allen, Bob, OF	'87-'89	.179, 4, 14
Altshuler, Earl, OF	'70-'72	.362
Amaral, Rich, 2B	'82-'83	.334, 5, 64, 112R, 455B
Amariz, Hector, DH/P	'03, '05-'06	.311, 8, 62, 54R, 13-21, 4.41, 249K
Arnezquita, Chris, 3B	'09	259, 1, 9, 8R, 25B
Armentrout, Tim, C	'76-'79	.257, 1, 6
Ammirato, Zak, INF/OF/C	'93-'96	.307, 14, 100, 101R
Anderson, Tom, INF	'62	.214, 0, 6
Andrews, Bob	'48-'50	N/A
Anglin, Gary, OF/P	'73-'74	.238, 7, 17, 5.5, 6, 174, 4, 55K
Ardell, Dave, OF	'63-'64	.674, 4, 21
Arens, Jim, P	'63-'65	10-10, 3.70, 130K
Arhart, Josh, C	'01-'02	.333, 10, 61
Arrasmith, Scott, P	'00	0-1, 3.07, 13 K
Arrington, Ray, OF	'65-'66	.334, 12, 62
Ash, Mike, C	'64	.228, 4, 16
Ashner, Corey	'07	.071, 0, 0
Atkins, Garrett, 1B/3B	'98-'00	.369, 40, 167, 180R
Auten, Jim, OF	'76-'79	.320, 38, 129, 116R
Avenill, Brandon, INF	'01-'04	.307, 27, 103, 0-1, 4.67, 16K
B		
Babeineau, Ryan, C	'06-'08	.260, 11, 87, 83R
Baker, Dave, INF	'75-'78	.280, 34, 152, 127R
Baranick, Bruce, P	'72-'73	4-5, 2.69, 61K
Baron, Brian, OF	'99, '01	.375, 3, 74
Barry, John, INF	'85	.281, 0, 12
Bashore, Ted, 1B	'65	.300, 11, 39
Bates, Eric, P	'88	0-0, 6.62
Battley, Earl, 3B	'76	.275, 5, 28, 145B
Bauer, Trevor, P	'09	2.99, 9-3, 92K, 25V
Beacom, Mitchell, P	'09	6.00, 0-0, 14K, 1S
Beall, Pete, INF	'81-'84	.318, 20, 149, 140R
Bean, Seth, P	'94	0-0, 6.75
Beck, Bryan, P	'02-'05	6-16, 5.65, 128 KJ
Bennett, Pat, P	'94	0-0, 0.00
Berger, Scott, OF	'94	.500, 0, 0
Bergeron, Tom, INF	'59-'60	N/A
Berninghele, Vince, OF	'81-'83	.319, 10, 94
Berman, Gary, INF	'83-'86	.313, 13, 95
Berry, Adam, C/DH/1B/OF	'99-'02	.277, 31, 102
Berry, Sean, INF/OF	'85	.293, 3, 23, 135B
Berson, Barry, OF	'68-'69	.143, 0, 0J
Bessey, Jim, INF	'71	N/A
Bianchi, Steve, P	'74-'76	19-9, 4.54, 152K
Bjelland, Tim, INF	'77-'79	.305, 0, 19
Blazek, Chuck, C	'64	.281, 0, 6
Block, Carl, P	'59	N/A
Bloom, Ken, P	'83-'84	4-4, 7S, 3.35, 79K
Bollens, Scott, P	'77-'79	13-6, 15S, 2.7B
Bond, David, P	'85	3-0, 1S, 5.13, 28KJ
Bondy, Ken, P	'61	3-2, 3.54, 42K
Bonds, Jim, P	'91-'92	2-3, 1S, 3.69, 37K
Bonham, Bill, P	'69-'70	9-7, 2.88, 168K
Bono, Steve, C	'82	.231, 0, 2
Botterman, Barry, OF	'67-'69	.283, 2, 39J
Botterman, Scott, P	'03-'06	2-3, 6.47, 27K, 1S
Bottoms, Tim, P	'61-'63	17-10, 1.81, 190K
Boyd, Travis, INF/OF	'92-'95	.180, 1, 14
Boyer, Bob, P	'67	9-4, 3.00, 69K
Brakebill, Brent, C/OF	'82-'85	.264, 14, 77
Brandt, Jon, P	'98-'01	19-19, 3S, 5.08, 209K
Brasher, Bill, P	'64-'66	26-15, 3.22, 254K
Brewer, Charles, P	'07-'09	12-10, 4.88, 138K, 1S
Brock, Vern, OF	'63	.200, 0, 4
Broersma, Eric, P	'78, '80-'81	15-12, 3.28
Brooks, Gavin, P	'07-'09	4.71, 12-14, 196K, 8S
Brophy, Kevin, P	'04-'07	6-3, 4.58, 64K, 1S
Brown, Jerry, P	'63-'65	9-5, 3.88, 141KJ
Bruckner, Ron, P	'60-'61	7-7, 2.24
Brummett, Tyson, P	'06-'07	16-13, 4.24, 194K, 1S
Burkins, Kurt, P	'99	0-1, 4.05, 18
Burkland, Mike, P	'82-'83	1-4, 2S, 5.75
Byrne, Tim, OF	'88	.286, 0, 1
Byrnes, Eric, OF	'95-'98	.331, 48, 203, 815B, 235R
C		
Campanella, John, OF	'01	.317, 3, 14
Canales, Josh, SS	'00-'01	.322, 0, 40
Cannon, Jon, P	'94	0-0, 12.00
Cano, Hector, INF	'85	.297, 5, 42, 42R
Caravelli, Michael, P	'92-'95	3-6, 1S, 6.02
Carpenter, Mike, OF	'78	.343, 0, 16, 365B
Carpenter, Sean, 3B/OF, UTL	'03-'06	.249, 1, 20, 45R, 105B
Carrasco, Tony, 2B	'93-'94	.200, 0, 7
Carnithers, Alden, 2B	'07-'08	.364, 7, 79, 104R
Carter, Ryan, P	'98-'00	6-10, 5S, 6.36, 209K
Carby, Mike, OF	'67-'69	.222, 3, 17
Castillo, Mike, P	'01-'03	2-2, 2S, 4.79, 32K
Center, Andy, P	'79-'81	10-13, 5S, 4.62
Chambliss, Chris, 1B	'69	.340, 15, 45
Chase, Mike, P	'67	0-0, 5.40
Chiffer, Floyd, P	'75-'78	17-11, 3S, 3.64
Cislok, Chad, P	'98-'00	9-16, 8S, 7.97, 127K

Clark, Wade, P	'00-'02	2-4, 6.90, 42K
Claypool, Garrett, P	'07-'09	3.67, 6-4, 107K, 4S
Clements, Pat, P	'81-'83	18-18, 5.78, 160K
Cline, Scott, INF	'86-'89	.313, 25, 130
Cloud, Casey, C	'97-'98	.232, 3, 24
Cohen, Gabe, OF	'07-'09	.283, 24, 93, 87R, 175B
Cole, Doug, P	'81-'82	1-2, 2S, 6.60
Cole, Gerrit, P	'09	4-8, 3.49, 104K
Colletto, Jim, OF	'64-'67	.306, 13, 97
Colins, Howard, 3B/P	'59-'61	N/A
Combs, Kelly, INF	'77	.267, 0, 0
Concolino, Brent, P	'06	0-0, 4.50, 1K
Concolino, Chad, OF	'04	.256, 2, 11
Conine, Jeff, P	'85-'87	5-4, 2S, 6.07, 61K
Conley, Paul, INF	'81	.213, 4, 23
Conlin, Kevin, INF	'02-'05	.226, 0, 16
Connors, Steve, OF	'74-'75	.310, 6, 35
Cooper, Gene, OF	'67-'68	.264, 5, 37, 50R
Cordeiro, Chris, P	'01-'03	3-8, 3S, 5.17, 54K
Coston, Roy, P	'66-'69	10-1, 2.74, 77K
Cowan, Ed, P	'74-'76	22-11, 4.10, 223K
Cox, Mobil, SS	'76-'78	.250, 14, 67
Craig, Benny, 1B/OF	'94-'96	.174, 2, 11
Craig, Bill, P	'92	3-1, 1S, 2.95
Crater, Tim, OF	'65	.157, 0, 3
Crawford, Brandon, SS	'06-'08	.319, 20, 136, 145R
Crecion, Gabe, P	'97-'98	2-4, 10.23
Criss, Brian, C	'91-'92	.231, 0, 10
Croft, Mickey, C	'73-'74	.268, 3, 17
Cumberland, Dave, C	'72	.226, 0, 13
Cummings, Ron, OF	'79-'80	.500, 0, 2
Curtis, Jermaine, 3B	'06-'08	.321, 6, 80, 110R
D		
D'Amico, J.T., P	'90	0-1, 10.80
Dale, David, P	'86-'87	3-2, 6S, 6.54, 44K
Dallas, Bobby, 2B	'75-'76	.288, 12, 62
Darden, Tony, P	'89	1-1, 8.24
Davern, Mike, P	'01-'02	0-3, 9.46, 19K
Dean, Brent, C	'07-'08	.276, 1, 11, 12R
DeCinces, Tim, C	'94-'96	.321, 37, 166, 130R
Decker, Cody, 1B/DH	'06-'09	.288, 47, 153, 118R, 55B
Decker, Jim, INF	'55-'56	.278, 4, 26
Delany, Dennis, C	'75-'78	.302, 28, 114
DeLaTorre, Julian, C	'81-'82	.226, 1, 8
Denove, Chris, C	'03-'05	.277, 14, 95
Dersom, Tyler, P	'98-'00	4-1, 7.54, 58K
Diaz, Paul, P	'98-'01	7-10, 5S, 7.10, 86K
Dickmann, Robert, P	'06	0-0, 10.38, 1K
Dieter, Dave, C	'93-'94	.252, 3, 24
Diggle, Ron, OF	'71	NA
Dishon, Jon, P	'88	1-0, 1S, 5.33
Dodson, Pat, 1B	'79-'80	.299, 20, 74, 76
Doerr, Tim, INF	'72-'74	.301, 21, 108, 101R
Dolak, John, C	'87-'90	.251, 8, 53
Dolan, Brady, OF	'06-'08	.277, 3, 25, 46R
Donner, Joe, OF	'73	.245, 2, 8
Drummond, Matt, P	'07-'08	5.83, 2-3, 47K, 3S
Dunlap, Blair, OF	'06, '08-'09	.284, 11, 64, 85R, 215B
Duran, Raul, OF	'08	.182, 1, 4, 3R, 15B
Dyer, Fred, INF	'64-'66	.291, 21, 97, 106R
E		
Edwards, Kamau, OF	'95-'96	.091, 0, 1
Edwards, Marshall, OF	'73-'74	.274, 2, 21
Edwards, Mike, 2B	'73-'74	.331, 15, 54
Elkins, Bruce, 1B	'84	.300, 3, 9
Ellis, John, P	'93-'94	0-0, 8.22
Ellis, Paul, C	'88-'90	.324, 34, 116, 84R
Ephraim, Mike, C/INF	'87	.286, 0, 2
Erickson, Keith, INF	'63	.250, 1, 5
Ervin, Gary, INF	'78-'79	.226, 2, 37
Espinosa, Pat, P	'75	5-3, 4.79
F		
Fauland, Herb, P	'79-'80	10-5, 4.28, 11S
Fiacco, Charlie, INF/OF	'86-'89	.304, 37, 146
Figsten, Len, OF	'62	.226, 1, 9
Finkenber, John, INF	'74-'75	.250, 1, 8
Fishman, Ira, OF	'59	NA
Fitch, Tom, OF	'73-'74	.171, 0, 2
Fitterer, Scott, P	'94	4-1, 2S, 4.76
Floyd, Bob, INF	'63	.291, 3, 26
Followell, Vern, INF	'78-'79	.319, 6, 77
Fowler, Tebbie, OF	'60-'62	.277, 12, 94
Fradella, Gary, 1B	'80	.298, 4, 31
Francisco, Ben, OF	'01-'02	.358, 12, 79
Fyhne, Mike, P	'88-'89, '91	12-14, 3.79, 10S
G		
Gallego, Mike, INF	'79-'81	.261, 11, 88
Gallego, Niko, INF	'08-'09	.281, 0, 31, 30R, 75B
Ganulin, Rick, 1B/OF	'65-'66	.303, 15, 92
Garrison, Venoy, C/OF	'73-'75	.331, 9, 68
Gauntlett, Todd, 3B	'80	.267, 3, 34
Gausepohl, Dan, OF	'78-'79	.310, 12, 57
Gaylord, Ken, 1B	'75-'76	.274, 11, 55
Gerasko, Mike, INF	'71-'72	NA
Gershon, Joel, C	'63-'64	.141, 1, 12
Gifford, Jack, 1B	'60-'61	.203, 1, 17
Giovinazzo, Chris, OF	'08-'09	.253, 1, 17, 26R, 15B
Glantz, John, 1B	'90	.178, 1, 1
Glaus, Troy, INF	'95-'97	.344, 62, 180, 211R
Goeddel, Erik, P	'09	3.38, 0-0, 6K
Gomez, Luis, SS	'71-'73	.272, 2, 34
Good, Craig, P	'86	0-1, 24.52
Goodrich, Gail, 1B	'62	.177, 0, 14
Gore, Ken, P	'64-'65	15-5, 3.08, 201K
Gorski, Gary, INF/OF/P	'85	.284, 2, 18, 0-0, 3.00
Grace, Matt, P	'08-'09	4.19, 4-3, 52K

Graham, Brian, INF/OF	'79-'82	.330, 7, 108
Graham, Danny, OF	'70	.286, 8, 28
Green, Jason, C	'96-'99	.323, 9, 83
Griffin, Preston, INF	'01-'04	.267, 15, 95
Grzecka, Casey, C	'01-'02	.306, 3, 41
Gudim, Tim, C	'81-'82	.248, 4, 31
Guerrero, Dan, INF	'72-'73	.273, 4, 31
H		
Haerther, Casey, INF	'07-'09	.305, 22, 109, 88R, 185B
Hagy, Gary, SS	'91	.305, 9, 48
Hale, Jeffrey, P	'91-'92	3-3, 1S, 5.91
Hamelin, Bob, 1B	'87	.362, 13, 47, 105B
Hamill, Ryan, C	'00	.246, 1, 13
Hankins, Mike, INF	'87-'90	.278, 8, 108
Hanks, Parker, C	'05	.200, 0, 0
Hansen, Guy, P	'67-'69	22-9, 2.85, 246K
Harmon, Jerry, INF	'64	.320, 6, 29, 145B
Harmon, Tom, P	'83	5-6, 7.15
Harris, Art, INF	'59	N/A
Haselman, Billy, C/OF	'86-'87	.324, 20, 95
Haver, Jordan, P	'07-'09	0-0, 3.38, 8K
Heineman, Rick, P	'93-'96	10-17, 5.74
Heinrichs, Jon, OF	'94-'97	.314, 32, 151
Helfrick, John, 1B	'70	.322, 0, 9
Hemming, Jim, DH	'00	.274, 6, 18
Henderson, Robbie, INF	'75-'77	.283, 12, 57
Henkel, Rob, P	'97-'98, '00	10-10, 2S, 5.58, 208K
Hennis, Randy, P	'85-'87	19-11, 5.56, 150K
Hill, Dave, C	'75	.293, 2, 18
Hinds, Robert, INF	'90-'92	.276, 2, 43, 95R
Hirsch, Jeff, P	'85	1-1, 4.52
Hisey, Steve, 1B/OF	'84-'87	.310, 39, 175
Hobbs, Bill, OF/1B	'73	.356, 4, 31
Hoey, Mike, P	'62-'63	7-7, 2.86, 83K
Hoffman, Ross, 1B	'67-'68	.301, 16, 66
Hofman, Rich, INF	'00	.167, 1, 1
Hokenson, Gary, 1B/OF	'62	.175, 0, 7
Holland, Wayne, INF/OF	'68-'69	.254, 0, 10
Holley, Bobby, INF/OF	'86-'88	.279, 15, 70
Hoops, Al, P	'67-'69	19-5, 2.81, 192K
Howatt, Jeff, P	'93-'95	3-5, 4S, 5.29
Huberts, Jeff, P	'95	0-0, 40.50
Huff, David, P	'06	7-4, 2.98, 100K
Hume, Ed, INF	'69-'71	N/A
Hymes, Michael, OF	'97-'99	.276, 0, 16
J		
Jacquez, Tom, P	'95-'97	11-6, 3.48, 118K
James, Joey, DH	'88	.300, 14, 47
Janicki, Pete, P	'90-'92	23-12, 2S, 4.38, 307K
Janssen, Casey, 1B/P	'01-'04	.225, 4, 20; 22-15, 4.34, 245K
Jaramillo, Mike, C	'94, '96-'97	.255, 1, 7
Jensen, Chris, OF	'02-'03, '05-'06	.319, 16, 77, 90R, 35B
Jerkens, Allen, P	'96	0-0, 9.82
Jerkens, Kevin, P	'00-'03	7-5, 7S, 6.53, 69K
Johnson, Craig, OF	'77-'78	.323, 22, 62
Johnson, David, P	'02-'04	8-7, 6.24, 105 K
Johnson, Forrest, C/DH	'98-'00	.331, 29, 95
Jones, Johnny, SS	'64-'65	.258, 1, 33
Joslyn, John, 1B	'85-'86	.358, 24, 95
Junis, Skip, P	'70-'71	N/A
K		
Karp, Josh, P	'99-'01	23-7, 4.21, 262K
Karnos, Eric, 1B	'86-'88	.365, 26, 123
Kasanjian, Kris, OF/DH	'05	.222, 0, 4
Katzaroff, Robbie, INF/OF	'87-'90	.322, 3, 99
Kazminski, Bobby, P	'94-'95	2-4, 6S, 4.33
Keating, Dave, OF	'88-'89	.259, 8, 35
Keller, Bill, INF/OF	'64-'65	.277, 2, 23
Keller, Dan, P	'96-'97, '99	12-10, 25V, 5.16
Kerr, Gene, P	'71	N/A
Kershaw, Scott, P	'85	3-2, 4.86
Kester, Rick, P	'66-'67	14-9, 2.51, 202K
Kinder, Chris, INF	'73-'74	.290, 1, 20
Kiner, Mike, OF	'73-'75	.291, 13, 45
Klausen, Steve, OF	'66-'68	.320, 12, 72
Klein, Dan, P	'08	7.64, 2-2, 13K
Klein, Matt, P	'96-'98	6-3, 7.13, 35V
Kramer, Dan, P	'92-'94	8-3, 4.64
Krikorian, Rick, INF	'81-'82	.248, 1, 21
Krill, Brett, OF	'08-'09	.237, 0, 2, 6R, 25B
Kubinski, Tim, P	'91-'93	20-6, 4.22, 150K
Kuehnert, Anthony, C	'92-'94	.267, 0, 1
Kunes, Mike, P	'00-'03	18-10, 3S, 5.72, 194K
L		
Lafferty, Brendan, LHP	'05, '07-'09	7-8, 5.50, 119K, 35V
Landress, Dave, 1B	'70-'71	N/A
Lang, Roger, 3B	'79-'80	.296, 2, 23
Lansdon, Tommy, SS	'05	.269, 1, 8, 18R, 75B
Lanimer, Bob, C/OF	'81-'84	.278, 6, 47
Leary, Tim, P	'77-'79	21-15, 3.09, 258K
LeBlanc, Bill, C	'69-'70	.198, 1, 11
Leonard, Terry, OF	'63-'64	.250, 0, 3
Levi, Ty, OF	'63-'64	.225, 5, 20
Lewis, Christian, OF	'00-'03	.227, 3, 16
Lewis, Mike, P/1B	'88-'91	8-8, 7S, 4.41; 252, 1, 19
Lindsay, Tim, P	'87, '89-'91	18-12, 15V, 4.58
Lizarraga, Bob, P	'74-'76	4-3, 4S, 4.77
LoCurto, John, OF	'62-'63	.155, 0, 5
Lohman, Chris, 3B	'91-'94	.280, 12, 87
Lopez, Andy, INF	'74-'75	.267, 0, 13
Lopez, Vince, INF	'83-'85	.278, 4, 49
Lovullo, Torey, INF	'84-'87	.311, 51, 188
Lung, John, INF	'67	.304, 5, 44
Lynch, Ryan, P	'94-'96	5-9, 2S, 6.53
Lyon, Nick, OF/P	'98-'00, '02	.285, 16, 66; 1-0, 15.43, 2K

ALL-TIME LETTERWINNERS

M			
Mack, Shane, OF/INF	'82-'84	.361, 29, 142	
Maori, Bill, INF	'63-'65	.267, 5, 56	
Madrid, Sam, P	'97	1-0, 8.10	
Magnante, Mike, P	'84, '86-'88	22-5, 15, 4, 30	
Manning, Don, C/OF	'86	.322, 1, 29	
Marder, Neal, OF	'81	.176, 0, 0	
Markel, Aaron, C	'03-'05	.208, 0, 6	
Marks, Sandy, P	'68-'69	4-2, 3, 26	
Marquez, Jeff, OF	'94	.000, 0, 0	
Marsh, Scott, P	'85	2-3, 3, 20	
Matoian, Chad, 2B	'94-'97	.281, 3, 74	
McCallum, Jim, C	'59	N/A	
McCarthy, Ryan, INF	'02-'04	.276, 22, 107	
McDonald, Jeff, P	'80-'82	11-10, 13, 5, 42	
McGinnis, Chuck, OF	'64-'66	.281, 10, 46	
McGuire, Aaron, C	'67-'68	.277, 6, 67	
McGuire, Ryan, 1B/P	'91-'93	.339, 47, 182, 4-0, 25, 1, 74	
McMillan, Brett, 1B/3B	'03-'06	.276, 27, 129, 122R, 258	
McQuam, George, C	'62-'63	.238, 2, 38	
Medici, Jonathan, OF	'04-'05	.200, 0, 0	
Meggs, Lindsay, INF	'81-'84	.265, 29, 118	
Melhus, Adam, INF	'92-'93	.303, 20, 91	
Mermicks, Charles, OF/P	'98-'00	.267, 3, 49; 0-0, 15, 88, 8K	
Mesa, Bob, INF	'56-'57	.329, 0, 12	
Metzger, Mike, OF	'06-'06	.204, 1, 15, 14R, 35B	
Meyer, Jake, P	'96-'97	4-5, 85, 3, 41	
Miles, Tom, P	'70-'71	N/A	
Miller, Bill, 1B/OF	'60	.244, 1, 15	
Miller, Mark, OF	'78-'79	.286, 4, 26	
Mills, Bill, 2B	'55-'57	.292, 1, 38	
Miltenberger, Daniel, RHP	'03-'06	5-4, 6, 95, 35K	
Miranda, Shane, C	'00-'01	.167, 0, 2	
Mitchell, Freddie, OF	'00	.235, 0, 1	
Mitchell, John, P	'93-'94	.3-7, 7, 19	
Mitchell, Mike, 1B/DH	'92-'94	.333, 36, 135	
Molina, Jake, INF	'69-'70	.260, 5, 48	
Montanari, David, OF	'78-'81	.318, 7, 83	
Moore, Michael, OF	'90-'92	.318, 19, 76	
Moranda, Dave, P	'74	0-3, 7, 48	
Moreno, Sal, P	'93	1-0, 5, 79	
Morisako, Colin, P	'82	0-0, 15, 3, 97	
Morris, Dave, OF	'74-'75	.227, 5, 22	
Morrison, Matt, OF	'82-'84	.302, 3, 44	
Moscaret, Steve, OF	'81	.231, 0, 8	
Mousalam, Fadio, 1B	'59-'61	N/A	
Mowery, Kyle, C/OF	'03	.200, 0, 0	
Myrow, John, OF	'92-'93	.328, 7, 62	
Murphy, Tim, LHP/OF	'06-'08	10-10, 4.34, 207K, 3S, 251, 1, 17, 30R	
Murray, Eddie, INF	'06-'09	.245, 2, 32, 52R, 85B	

N			
Navarro, Marc, OF	'09	.167, 0, 2, 3R	
Naworski, Andy, P	'84-'85	4-11, 55, 4, 74	
Nero, John, OF	'84	.257, 3, 20	
Newins, Neal, P	'84-'85	4-4, 15, 5, 40	
Nista, Brett, INF/OF	'95-'98	.275, 16, 100	
Nocciolo, Albert, C	'72	.189, 1, 6	
Nolind, Scott, OF	'80	.278, 1, 6	
Notte, Eric, P	'84-'85	6-2, 6, 86	
Norman, Anthony, OF	'04-'06	.232, 1, 22, 19R, 115B	
Norman, Greg, INF	'80-'81	.338, 10, 57	
Noteboom, Spencer, P	'63	5-3, 3, 19	
Novak, Jason, P	'06-'09	4.98, 6-3, 121K, 4S	

O			
Odeski, Matt, OF	'76-'78	.275, 4, 26	
O'Leary, Scott, C	'60-'61	.238, 0, 30	
Olson, Cassidy, 1B	'95-'98	.289, 12, 73	
O'Neill, Tim, P	'76-'78	19-16, 15, 3, 46	
Ortega, Mike, P	'76	2-2, 7, 98, 1S	
Osborn, Jeff, OF	'85-'88	.285, 23, 109	
Osegueira, Paul, LHP	'05-'06	4-1, 3, 05, 60K, 3S	
O'Toole, Ryan, P	'94-'97	2-3, 4, 93, 2S	

P			
Page, Jarrod, OF	'04-'05	.195, 4, 28	
Page, Tim, P	'79-'80	4-7, 5, 17	
Panick, Frank, P	'73	6-5, 2, 93, 64K	
Parma, Tom, OF	'75-'76	.189, 0, 13	
Parker, Rashad, 2B	'01-'02	.267, 4, 17	
Parque, Jim, P	'95-'97	25-11, 3, 55, 319K	
Pearl, Matt, 2B/OF	'98-'01	.310, 11, 89	
Peel, John, P	'77-'78	6-6, 5, 28, 76K	
Pederson, Tom, P	'62-'64	11-8, 2, 45, 129	
Pennill, Dave, OF	'75-'76	.293, 8, 50	
Pennill, Will, OF	'04-'07	.276, 5, 43, 55R, 205B	
Perri, Tony, 1B	'82-'83	.250, 5, 41	
Peterson, Curt, P	'75-'76	4-6, 55, 3, 03	
Petretta, Bob, C	'69-'71	N/A	
Petrilla, Charlie, INF	'66-'67	.313, 9, 59	
Phillips, John, P	'94-'95, '97-'98	8-23, 7, 55	
Pieper, Billy, 1B	'97	.091, 0, 1	
Pifer, Griff, P	'74-'75	4-7, 25, 5, 81	
Pifferini, Bob, C	'70	.308, 8, 30	
Pinto, Aldo, INF/P	'97-'00	.272, 4, 38; 0-1, 3, 00, 6K	
Poehler, Chuck, OF	'62	.118, 0, 4	
Pollard, Blair, 1B	'61	.163, 1, 9	
Pope, Rick, P	'69-'70	12-5, 2, 71, 154K	
Preheim, Arnie, OF	'63	.255, 1, 9	
Price, Steve, OF	'69-'70	.308, 10, 46	
Pries, Jeff, P/DH	'82-'84	16-15, 4S, 4, 83; 285, 2, 7	
Pritchett, Chris, INF	'89-'91	.341, 31, 129	
Pritchett, Verne, P	'59-'60	N/A	
Punaro, Ralph, INF	'70-'71	N/A	

Q			
Quist, Dustin, OF	'07-'09	.212, 0, 4, 5R, 15B	

R			
Radican, Pete, C	'65-'66	.258, 6, 21	
Rahmatulla, Tyler, INF	'09	.222, 2, 0, 8, 13R, 25B	
Ramsey, Jim, P	'84-'86	3-2, 15, 7, 41	
Rasmussen, Gary, INF	'77	.254, 3, 23	
Rasmussen, Rob, P	'08-'09	6.21, 4-4, 59K, 1S	
Rasmussen, Ryan, 2B	'00-'02	.280, 1, 24	
Ratcovic, Bill, OF	'67-'68	.284, 1, 13	
Ravitz, Dave, INF	'90-'93	.270, 7, 61	
Ray, Sam, C	'05-'07	.182, 0, 1	
Reece, Eric, 1B	'98-'01	.277, 15, 85	
Reeder, Zac, P	'88-'91	2-3, 35, 6, 39	
Reid, Daniel, LHP	'02, '04-'05	0-0, 11, 25, 22K	
Reightley, Ryan, P	'98	0-1, 14, 90	
Reinbach, Mike, OF	'69	.263, 1, 13	
Ridenour, Dana, P	'84-'86	7-11, 4, 93, 95	
Righetti, Tony, P	'97-'98	3-1, 2, 72	
Riskas, Mike, OF	'59	N/A	
Roberts, David, OF	'91-'94	.325, 8, 82	
Robinson, Jackie, INF	'40	N/A	
Robson, Gary, P	'70-'72	N/A	
Rodriguez, Jim, C	'68-'69	.191, 0, 17	
Rodriguez, Louis, P	'77	0-0, 7, 50	
Rodriguez, Steve, C	'09	.179, 2, 10, 14R, 15B	
Roe, Bobby, P	'98-'01	18-14, 12S, 5, 18, 197K	
Rogers, Brandon, C	'97	.333, 0, 1	
Roenicke, Josh, OF	'03-'06	.262, 1, 45, 37R; 2-3, 2, 93, 14K, 4S	
Roenicke, Ron, OF	'77	.284, 9, 40	
Roma, Gary, INF	'73-'74	.229, 2, 16	
Rogues, Ryan, OF	'97-'98	.125, 1, 3	
Rosenkrans, Joel, OF	'61	.116, 1, 10	
Ross, Brad, P	'74-'76	10-12, 4S, 5, 28	
Ross, Steve, 1B	'74	.158, 0, 4	
Rouse, John, P	'72-'73	5-8, 13, 3, 55	
Rouse, Nolan, SS	'05-'07	.138, 0, 7, 10R	
Rucker, Dave, P	'76-'77	6-3, 35, 3, 61	
Runk, Steve, INF	'68-'69	.320, 13, 65	
Runyon, Gerry, 1B	'59	N/A	
Rustich, Brant, P	'04-'05, '07	9-11, 6, 10, 114K, 105V	

S			
Saarloos, Larry, P	'73	0-3, 3S, 6, 95	
St. George, Nick, P	'94-'97	9-12, 15, 5, 23	
Sakowski, Steve, OF	'77, '79-'80	.196, 0, 6	
Sanchez, Alex, P/OF	'85-'87	27-17, 5, 00, 1S, .319, 2, 16	
Sanford, Mike, P	'69-'71	4-2, 3, 15, 44K (1971 not included)	
Sanseirino, Gary, SS	'67-'69	.319, 12, 98	
Santora, Jack, INF	'95-'99	.281, 10, 75	
Sapp, Tom, P	'61	7-6, 2, 03, 89K	
Schafer, Brett, OF	'93-'95	.276, 4, 39	
Schanz, Scott, P	'88-'90	10-9, 4, 94, 177K, 4S	
Schellenberg, Bob, C	'66	.231, 3, 14	
Schmidt, Dave, P	'77-'79	24-7, 4, 00, 171K	
Schmidt, Paul, P	'06-'07	0-2, 6, 75, 15K	
Schroeder, Brian, LHP	'04-'06	8-10, 4, 89, 95K, 3S	
Schulhofer, Adam, P	'89, '91-'92	11-11, 85, 4, 04	
Schult, Rob, 3B	'66-'67	.209, 1, 5	
Schultz, C	'83-'84	.233, 1, 20	
Schwartz, Brian, C/INF	'87-'90	.257, 4, 15	
Schwartz, Randy, 1B	'63-'64	.369, 18, 85	
Schwengel, Kris, P	'90-'93	2-3, 1S, 8, 12	
Schwengel, Kurt, P	'90-'92	0-1, 3, 72	
Schwenke, Matt, C	'91-'93	.226, 8, 68	
Schwertfeger, R.C., C	'72-'73	.242, 1, 17	
Scott, Bill, OF/DH	'98-'00	.389, 53, 173, 224H, 155R	
Scruggs, Tony, OF	'86-'87	.332, 8, 46	
Seal, Mike, OF	'95	.268, 1, 23	
Seal, Scott, OF	'94-'95	.151, 1, 8	
Sealy, Don, INF	'68-'69	.262, 2, 21	
Sentinger, Rick, P	'74-'75	5-7, 5, 06	
Sharp, Matt, C/1B/OF	'02-'05	.225, 1, 4	
Shedd, Steve, OF	'67-'68	.329, 3, 25	
Shelley, Randall, 3B	'99-'01	.258, 11, 53	
Sheredy, Kevin, P	'96	4-2, 4, 59, 8S	
Shibata, Keith, P	'86-'87	7-4, 5, 11, 3S	
Silva, Doug, P	'01-'03	8-9, 8S, 4, 49, 83K	
Silver, Barry, P	'80	1-1, 15V, 3, 74	
Silver, Larry, OF	'76-'77	.262, 10, 47	
Simon, Adam, RHP	'03-'05	4-11, 6, 03, 104K	
Singleton, Ezell, INF	'61-'63	.242, 0, 61	
Slaughter, Don, C	'77, '79-'80	.342, 11, 80	
Slotnick, George, P	'72	5-3, 4, 91	
Smith, Chris, OF	'80-'81	.253, 0, 20	
Smith, Ray, 3B	'59	N/A	
Smith, Richard, C	'85	.235, 1, 6	
Smith, Sean, INF	'04-'06	.283, 6, 42, 45R, 15B	
Smith, Steve, P	'72	4-4, 1, 69	
Sollecito, Gabe, P	'92-'93	5-8, 21S, 4, 08	
Soroko, Mark, P	'74-'75	9-5, 5S, 3, 96	
Stacy, Dave, P	'74	1-2, 8, 71	
Stapenhorst, Fred, C	'67	.250, 1, 9	
Stephenson, Brian, P	'94	5-5, 4, 97, 79K	
Stewart, Tim, 1B	'06-'07	.255, 9, 42, 36R	
Stoll, Dave, P	'91-'92	2-1, 6, 95	
Stoltz, Nick, OF	'70-'71	N/A	
Stowell, Steve, OF/P	'84-'87	.287, 12, 81	
Strelitz, Brian, P	'99	1-3, 11, 15, 9K	
Stuka, Martin, P	'81-'82	N/A	
Sullivan, Daniel, INF	'84	.300, 5, 42	
Susa, Bill, P	'70-'72	N/A	
Susdorf, Billy, OF/P	'02-'04	.319, 15, 75; 0-3, 5, 40, 64K, 3S	
Sutherland, John, P	'87-'89	11-12, 5, 45, 4S	
Svetic, Mike, 2B	'04	.258, 0, 23	
Swanson, Eric	'70-'72	N/A	
Swedlow, Mark, OF	'72-'74	.267, 23, 81	
Swenson, Bob, OF	'60	.191, 0, 1	
Swindell, Carl, C	'66	.167, 1, 7	
Szymanski, Tom, OF	'89	.268, 0, 7	

T			
Tallman, Dave, P	'65-'67	11-5, 3, 92, 103K	
Tamburro, Derek, C	'91, '93-'94	.230, 7, 31	
Taylor, Jr., Eric, 3B	'05-'06	.264, 4, 26, 24R, 95B	
Thayer, Matt, OF	'02-'04	.339, 10, 82	
Theodorou, Nick, 2B/OF	'95-'98	.299, 9, 93	
Thielemann, Al, P	'97-'98	1-1, 11, 17	
Thomas, Bill, P	'73	4-3, 1, 66, 1S	
Thomas, Jim, C	'77-'80	.269, 12, 60	
Tokheim, David, 1B/OF	'88-'91	.310, 15, 99	
Townsend, Raymond, INF	'76-'78	.319, 0, 29	
Trammell, Ken, OF	'79-'81	.297, 1, 19	
Tromba, Ray, P	'77	0-1, 8, 65	
Trott, Warren, INF/C	'00-'03	.314, 3, 21	
Tysdal, Rod, P	'67-'69	7-5, 3, 22, 97K	

U			
Uribe, Justin, OF	'07-'09	7.27, 2-1, 7K	
Utley, Chase, INF	'98-'00	.342, 53, 174, 256H, 182R	

V			
Valent, Eric, OF	'96-'98	.323, 69, 219	
Valent, Royce, C	'96-'97	.120, 0, 3	
Vallone, Gar, INF	'92-'95	.284, 11, 113	
Van Patten, Frank, OF	'63	.261, 0, 7	
Van Zandt, Jon, P	'93	7-7, 5, 70, 1S	
Varner, Phil, INF	'77	.145, 0, 3	
Vaughn, Derek, OF	'89	.231, 0, 1	
Vdovkin, Michael, P	'90	1-2, 4S, 4, 71	
Vine, Steve, OF	'63	.179, 0, 8	
Violetta, John, 1B	'77-'78	.216, 4, 28	
Visselli, Brian, 1B	'75-'77	.308, 9, 58	

W			
Wahl, Steve, INF	'72		.255, 1, 15
Ward, Colin, P	'81-'82	10-11, 5, 66, 151K	
Waters, Jerry, 3B	'75-'76		.289, 3, 34
Webb, Kevin, INF	'89-'91		.290, 7, 34
Weber-Shapiro, Alex, 1B	'09		.228, 1, 3, 9R
Weikel, Dick, OF	'59-'60		N/A
Weiner, Dave, P	'59-'61		N/A
Weinstein, Jerry, C	'65		.190, 0, 0
Weisser, Mickey, OF	'07-'08		.250, 2, 27, 22R
Wennick, Bill, P	'84-'87	10-10, 4, 41, 165	
West, Reggie, OF	'80		.269, 0, 21
Westland, Bob, P	'81-'83		10-2, 4, 72, 85
Whisler, Wes, 1B/P	'02-'04	304, 34, 129; 11-14, 4, 99, 172K	
White, Garrett, LHP	'03-'06		0-0, 9.37, 21K
Wiede, Mark, P	'81		1-0, 6.35
Will, Dave, P	'78-'80		1-1, 5.98, 42K
Williams, Adrian, INF	'09		.200, 0, 0, 2R
Willis, Dick, SS	'59-'60		N/A
Willis, Shawn, OF	'90-'92		.277, 5, 26
Wilson, Kyle, P	'02-'04		2-2, 5.12, 58K
Wiswell, Bob, P	'66-'67	13-8, 3, 11, 134K	
Wolfe, Joel, INF/OF	'89-'91		.348, 18, 115
Woodruff, Barry, P	'72		2-4, 0.02
Wright, Butch, OF	'61		.306, 2, 24

UCLA ADMINISTRATORS

Dr. Gene Block became chancellor of UCLA in summer 2007, taking the helm of a world-class institution comprising 37,500 students and 29,000 faculty and staff, with an annual budget of \$3.8 billion. As chief executive officer, he oversees all aspects of the university's three-part mission of education, research and service.

During his first year at UCLA, Chancellor Block has called for the university to engage in campus-wide strategic planning, strengthen its civic engagement and increase diversity of the campus community.

A biologist, he holds faculty appointments in psychiatry and bio-behavioral sciences in the David Geffen School of Medicine and in physiological science in the College of Letters and Science. He also leads a research lab funded by the National Institutes of Health (NIH).

Dr. Block previously served as vice president and provost of the University of Virginia, where he held the Alumni Council Thomas Jefferson Professorship in Biology and headed an NIH graduate training program aimed at increasing the number of scientists from underrepresented groups. In 1998, he received the Commonwealth of Virginia's Outstanding Public Service Award for his work with Virginia's business community.

In just seven years as UCLA's Director of Athletics, Daniel G. Guerrero has boldly placed his imprint on the school's highly-successful athletic program.

Guerrero, one of the most respected and talented administrators in intercollegiate athletics, has placed his mark on the program as the director of athletics at UCLA. He is currently serving as the chair of the NCAA's Division I Men's Basketball Academic Enhancement Group. He is also a member of the NCAA Division I Men's Basketball Committee. In addition, he is the third vice-president of NACDA, serves on the NACDA Executive Committee and is also on the executive board of the Division I Athletic Directors Association. In June of 2007, he was named NACDA Division I West Region Athletic Director of the Year.

In his first seven years, Guerrero has clearly established a pattern of "image and substance" that few in his profession can match. UCLA stands as the No. 1 University in the nation for NCAA team championships (104) won, a number that continues to grow under his direction. In those seven years, UCLA teams have won 18 NCAA team titles (the highest total in the nation in that span) in 11 different sports, finished second 14 times and have had an additional 24 Top Five finishes. A staggering 113 teams (of 161 possible) have qualified for NCAA post-season competition and the football team has appeared in six bowl games. The program has also won 42 conference championships in 15 different sports, produced 387

Ken Weiner enters his 16th year overseeing the business operations for the UCLA Athletic Department and is in his 30th year overall with the university.

His duties include the administration and supervision of six Bruin sport programs, including baseball, men's and women's soccer, women's swimming and diving, and men's and women's water polo. During his tenure at UCLA Athletics, his sports have garnered 14 national championships and numerous conference championship titles. He also oversees new business and project development, and capital improvements for the department.

Weiner spearheaded the negotiations that resulted in a 20-year agreement between UCLA and the Rose Bowl, including much needed facilities improvements for the football program. In addition, he supervises the athletic facilities division, the operations of UCLA's sports practice and competition venues, game and event operations, department and team travel and UCLA Camps and Clinics.

Weiner is responsible for major capital improvements for Athletics. Project include the renovated J.D. Morgan Intercollegiate Athletics Center and Acosta Student Athlete Training Center and Knapp Football Center, the new Hall of Fame, the Jackie Robinson baseball and Easton softball clubhouse construction and stadium renovations, the Drake Track/Marshall Field renovation, a new golf practice facility, Pauley Pavilion interior upgrades and the North soccer field construction. Future projects include a major renovation of the historic Pauley



He is a fellow of the American Association for the Advancement of Science and has invented a number of devices. He holds a patent for a non-contact respiratory monitor for the prevention of Sudden Infant Death Syndrome.

A native of Monticello, N.Y., Chancellor Block holds a bachelor's degree in psychology from Stanford University and a master's and Ph.D. in psychology from the University of Oregon.

Dr. Block and his wife, Carol, have two adult children.



All-Americans and featured four Honda Award winners, including the 2003-04 Collegiate Woman Athlete of the Year.

Guerrero came to UCLA in 2002 from UC Irvine, where he had served as UCI's fifth Director of Athletics for 10 years. Prior to arriving at UC Irvine, he was the Athletic Director for five years at Cal State Dominguez Hills (1988-92). He received his Bachelor's degree from UCLA in 1974 and played second base in the Bruin baseball program for four years. Born on November 10, 1951 in Tucson, AZ, he is married to the former Anne Marie Aniello and they have two daughters: Jenna and Katie.



Pavilion, upgrade of the baseball stadium clubhouse and practice facilities and construction of a new Academic Studies Center.

Weiner is a member of NACDA and IAAM. He has served on various committees for the NCAA, most recently as chairman of the Men's Water Polo Committee.

Prior to his appointment at UCLA Athletics, Weiner co-founded and served as Associate Director of the UCLA Central Ticket Office and continues to serve as the liaison between the Athletic Department and the CTO. He earned a Bachelor of Arts degree in Psychology from UCLA in 1978. He and his wife, Caren, have two children, Nicole, 22, and Kevin, 19.

